

Think MENTALS™

2

Maths Strategies and Practice



Making Maths Friendly

1

Come with me to see how you can make maths easier. We're going to learn how to:

- **find** friendly numbers,
- **make** friendly numbers,
- **fix** changes to numbers.

2

Friendly numbers end in 0. They are easy to work with.

10 is friendlier than 9

10 is friendlier than 11

20 is friendlier than 19

40 is friendlier than 38

70 is friendlier than 71

3

Let's practise **finding friendly numbers**. Circle the friendly numbers in each pair.

9 or **10**

39 or 40

20 or 23

78 or 80

4

Sometimes you can find pairs of numbers that add up to a **friendly number**.

Find the **friendly pairs** that add up to 10 and circle them.

9 + 5 + **1** friendly pair

5 + 5 + 7

2 + 3 + 8

4 + 9 + 6

1 + 7 + 3

5

What if I can't **find**
a friendly number?

$$54 + 44$$

$$27 + 12$$

$$38 + 61$$

Don't worry, there's not
always a friendly number to
find – sometimes you need
to **make** a friendly number.

First you need to look
for a number that can be
made friendly.

6

Find the number in each
addition that is easy to
make friendly, then circle it.

$$\textcircled{9} + 7$$

$$21 + 34$$

$$6 + 18$$

$$39 + 17$$

7

Now, change these numbers to **make**
them friendly and show how you did it.

change

friendly

9

+1

10

21

18

39

8

You can **fix** a change by doing the **opposite** of what you did to make a number friendly. **Fix** the change in these additions.



change

$$\begin{array}{ccc} 9 & + & 7 \\ \downarrow +1 & & \downarrow -1 \\ 10 & + & 6 \end{array}$$

fix

$$\begin{array}{ccc} 21 & + & 34 \\ \downarrow -1 & & \downarrow \\ 20 & + & \square \end{array}$$

$$\begin{array}{ccc} 6 & + & 18 \\ \downarrow & & \downarrow +2 \\ \square & + & 20 \end{array}$$

$$\begin{array}{ccc} 39 & + & 17 \\ \downarrow +1 & & \downarrow \\ 40 & + & \square \end{array}$$

9



You can also **make** friendly numbers by breaking larger numbers into place values.

Can you **make** these numbers friendly?

$$27 = 20 + 7$$

$$54 =$$

$$38 =$$

$$91 =$$

10

How did you go?
Tick the boxes below to show what you know!

- A friendly number ends in a 0 ☐
- Friendly numbers make maths easier ☐
- How to **find** friendly numbers ☐
- How to **make** friendly numbers ☐
- How to **fix** my changes ☐



11

Well done!
Now that you know the basics, let's get started.



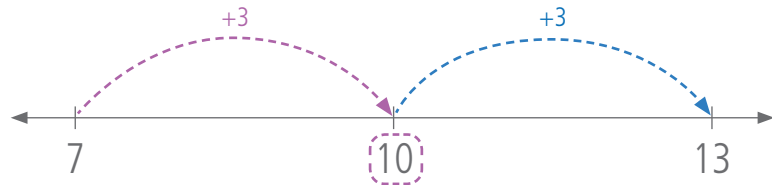
Addition
Strategy

Friendly Jumps

Jump to a friendly ten, then
add the rest.

- 1** Jump forward
to a friendly
number.

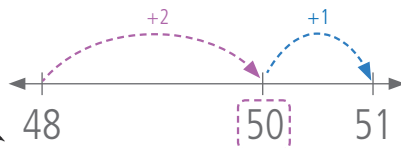
$$7 + 6$$



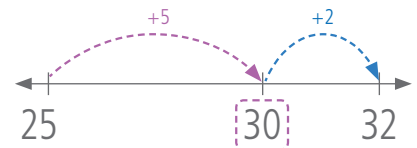
- 2** Jump forward
the rest.

Other Examples

$$48 + 3$$



$$25 + 7$$



Day 1

1 $7 + 8$

2 $6 + 5$

3 $7 + 6$

4 $5 + 8$

5 $16 + 6$

6 $18 + 3$

7 $17 + 7$

8 $28 + 4$

9 $35 + 8$

10 8 apples and 4 apples makes
 apples altogether.

Practice

Q1–10:

/10

My time:

Day 2

1 $8 + 4$

2 $18 + 3$

3 $15 + 6$

4 $36 + 8$

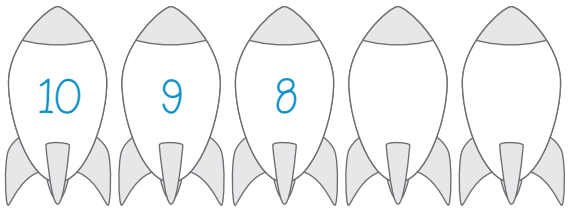
5 $57 + 6$

Practice

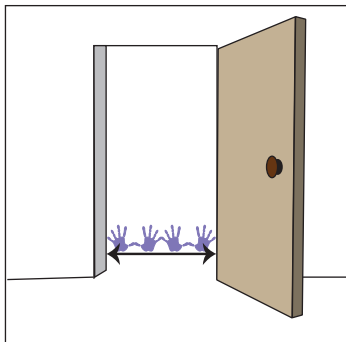
6 Count on by 1s.



7 Count back by 1s.

8 Write **fourteen** as a numeral.

9 How many stars?

10 How many handspans? 

Day 3

1 $8 + 5$

2 $16 + 5$

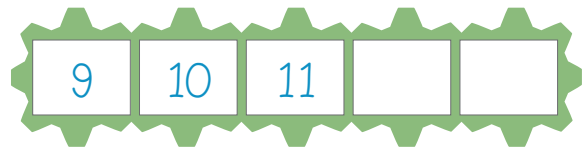
3 $55 + 7$

4 $17 + 8$


5 $38 + 4$

Practice


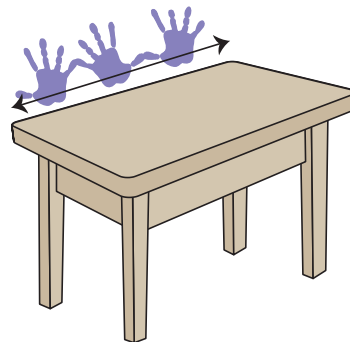
6 Count on by 1s.



7 Count back by 1s.

8 Write **twenty-five** as a numeral.

9 How many pencils?

10 How many handspans? 

Q1–5:

/5

6–10:

/5

My time:

Q1–5:

/5

6–10:

/5

My time:

Day 4

1 $54 + 7$

2 $66 + 8$

3 $88 + 7$

4 $97 + 5$


5 $85 + 6$

Practice

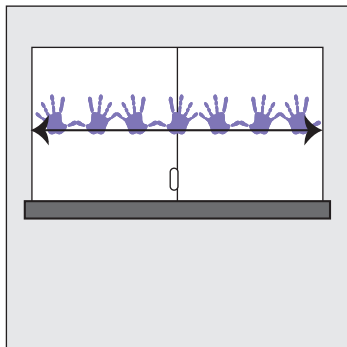
6 Count on by 1s.



7 Count back by 1s.

8 Write forty-eight as a numeral.

9 How many flowers?

10 How many handspans? 

Day 5

1 $7 + 4$

2 $8 + 5$


3 $18 + 4$

4 $46 + 5$


5 $36 + 6$

Assessment

6 Count on by 1s.



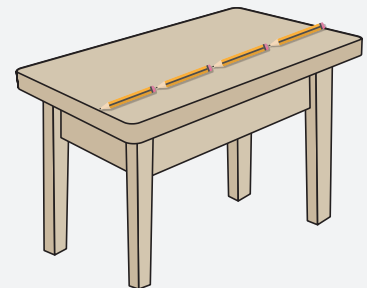
7 Count back by 1s.

8 Write thirty-seven as a numeral.

9 How many triangles?



10 How long is this desk?

 pencils

+

 Addition Strategy

Add 10

To add 10, change the digit in the tens place.

1 Find the digit in the tens place.

2 Change the tens digit.

tens	ones
5	7

 $+ 10$

add one ten

tens	ones
6	7

 $=$

Other Examples

tens	ones
3	1

 $+ 10$

add one ten

tens	ones
4	1

 $=$

tens	ones
8	2

 $+ 10$

add one ten

tens	ones
9	2

 $=$

Day 1

1 $27 + 10$

2 $55 + 10$

3 $36 + 10$

4 $42 + 10$

5 $81 + 10$

6 $19 + 10$

7 $35 + 10$

8 $77 + 10$

9 $40 + 10$

10 Uncle Nick is 31. Uncle Rick is 10 years older. How old is Uncle Rick?

Practice

Q1–10:

/10

My time:

Day 2

1 $53 + 10$

2 $17 + 10$

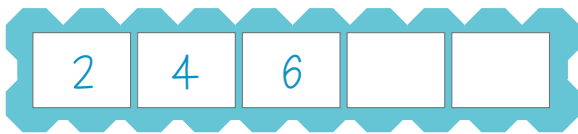
3 $86 + 10$

4 $24 + 10$

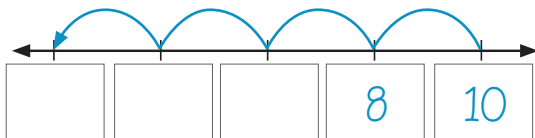
5 $66 + 10$

Practice

6 Count on by 2s.



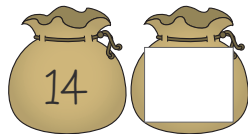
7 Count back by 2s.




8 Count the groups of ten.



9 Write the number that is one more.



10 Colour the thing that holds more.



Day 3

1 $42 + 10$

2 $69 + 10$

3 $80 + 10$

4 $11 + 10$


5 $73 + 10$

Practice


6 Count on by 2s.




7 Count back by 2s.



8 Count the groups of ten.



9 Write the number that is one more.



10 Colour the thing that holds more.



Q1-5:

/5

6-10:

/5

My time:

Q1-5:

/5

6-10:

/5

My time:

Day 4

1 $6 + 10$

2 $89 + 10$


3 $90 + 10$

4 $93 + 10$

5 $100 + 10$

Practice

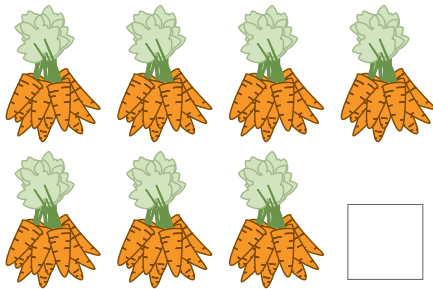
6 Count on by 2s.




7 Count back by 2s.



8 Count the groups of ten.



9 Write the number that is one more.



10 Colour the thing that holds more.



Day 5

1 $25 + 10$

2 $71 + 10$

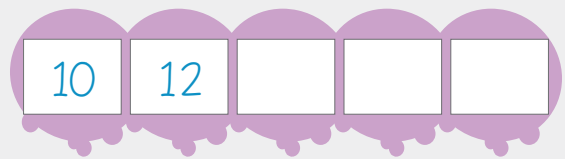
3 $39 + 10$

4 $50 + 10$

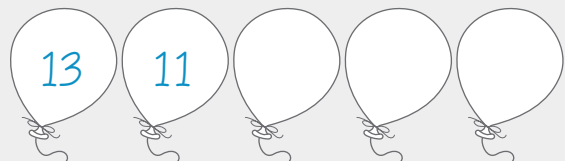
5 $88 + 10$

Assessment

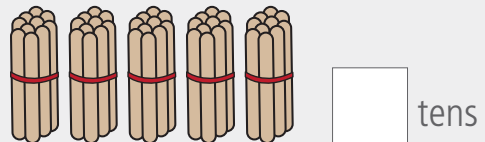
6 Count on by 2s.




7 Count back by 2s.



8 Count the groups of ten.



9 Write the number that is one more.



10 Colour the thing that holds more.



Day 1

1 $18 + 4$

2 $45 + 6$

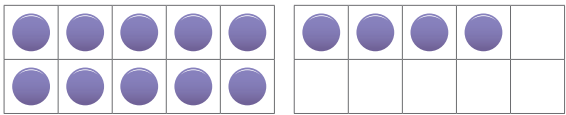
3 $28 + 7$

4 $69 + 3$

5 $87 + 6$

Revision

6 These ten frames show 14.
Show $14 + 5$.



$14 + 5 =$

7 2 tens and 8 ones =

8 Backtrack to find the missing number.
 $? + 4 = 10$ $10 - 4 =$

9 Circle the 5c coin.

10 Which pet is the most popular?

Favourite Pets			
Dog	Cat	Fish	Bird

Day 2

1 $34 - 5$

2 $73 - 6$

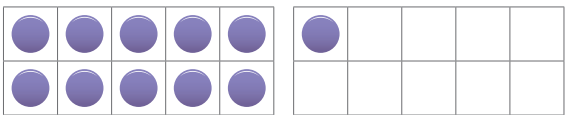
3 $54 - 8$

4 $21 - 3$

5 $86 - 8$

Revision

6 These ten frames show 11.
Show $11 + 7$.



$11 + 7 =$

7 9 tens and 5 ones =

8 Backtrack to find the missing number.
 $? + 2 = 11$ $11 - 2 =$

9 Circle the 20c coin.

10 Which pet is the least popular?

Q1-5:

/5

Q6-10:

/5

My time:

Q1-5:

/5

Q6-10:

/5

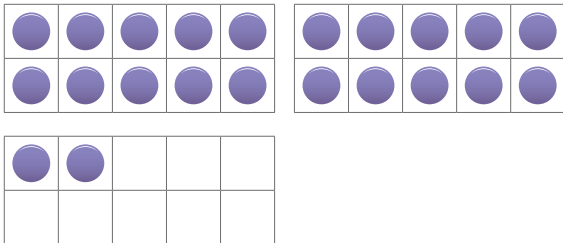
My time:

Day 3



- 1 Double 5
- 2 Double 8
- 3 Double 14
- 4 Double 21
- 5 Double 33

Revision















- 6 These ten frames show 22.
Show $22 + 5$.



$$22 + 5 = \square$$

- 7 4 tens and 2 ones = \square
- 8 Backtrack to find the missing number.
 $? + 6 = 13 \rightarrow 13 - 6 = \square$
- 9 Circle the 10c coin.  

- 10 How many chose banana as their favourite fruit? \square

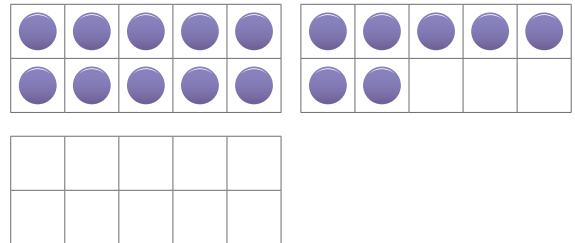
Favourite Fruits			
			
			
			
			
			
Apple	Strawberry	Banana	Watermelon

Day 4



- 1 $\frac{1}{2}$ of 12
- 2 $\frac{1}{2}$ of 8
- 3 $\frac{1}{2}$ of 18
- 4 $\frac{1}{2}$ of 80
- 5 $\frac{1}{2}$ of 24

Revision

- 6 These ten frames show 17.
Show $17 + 9$.



$$\square + \square = \square$$

- 7 \square tens and \square ones = 76
- 8 Backtrack to find the missing number.
 $? + 9 = 16 \rightarrow 16 - \square = \square$
- 9 Circle the \$1 coin.  

- 10 How many chose a fruit other than banana? \square

Day 5

1 $38 + 4$

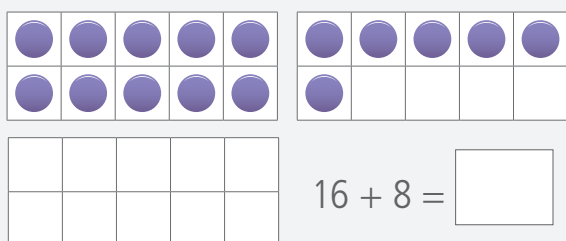
2 $75 - 6$

3 Double 13

4 $\frac{1}{2}$ of 20

5 $\frac{1}{2}$ of 100

6 These ten frames show 16.
Show $16 + 8$.



7 tens and one = 51

8 Backtrack to find the missing number.

$? + 5 = 12$ $12 - 5 =$

9 Circle the 50c coin.

10 There were cloudy days.

The Weather		
Fine	Cloudy	Rainy

Assessment

Q1–5:

/5

Q6–10:

/5

My time:

Think Box

Three Piece Puzzle

Cut out the three blue shapes on the bottom of this page and arrange them to fit inside the white shapes.

You can flip, slide or turn the blue shapes, but you must use them all.

Draw your answers inside the white shapes.

