

ORIGO STEPPING STONES

STUDENT JOURNAL SAMPLE

Engaging student pages accompany each lesson within *ORIGO Stepping Stones*. In the Student Journal for this year level, all the pages have been perforated. This allows students to remove and cut out images for activities.

For more information on program content for *ORIGO Stepping Stones* Year F visit origoeducation.com/stepping-stones.

SENIOR AUTHORS

Rosemary Irons
James Burnett

CONTRIBUTING AUTHORS


Debi DePaul
Peter Stowasser
Allan Turton


PROGRAM EDITORS


Beth Lewis
Donna Richards
Stacey Lawson


3.1 Recognising Quantities by Sight


Write the numeral to match each picture.


	<hr/> <hr/>
---	----------------





<hr/> <hr/>	
----------------	---





	<hr/> <hr/>
---	----------------





<hr/> <hr/>	
----------------	---





	<hr/> <hr/>
--	----------------





<hr/> <hr/>	
----------------	---





	<hr/> <hr/>
---	----------------




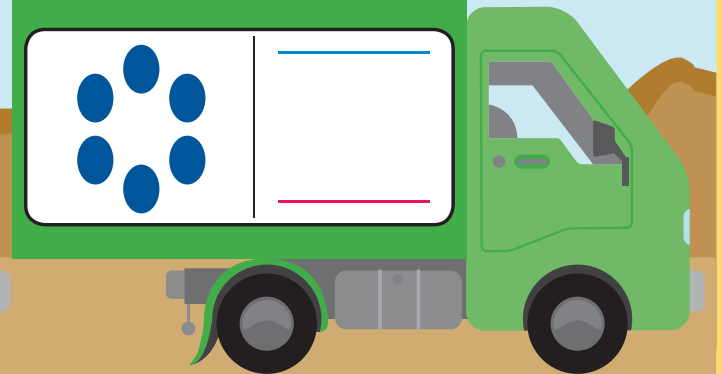
<hr/> <hr/>	
----------------	---



	<hr/> <hr/>
---	----------------



	<hr/> <hr/>
--	----------------



3.2 Counting and Naming Numbers in Sequence

Trace over the grey numerals.
Write the numerals that are missing on each number track.



1	2	3	4			7	8	9	10
---	---	---	---	--	--	---	---	---	----



1	2	3	4	5	6				10
---	---	---	---	---	---	--	--	--	----



			4	5	6	7	8	9	10
--	--	--	---	---	---	---	---	---	----



1	2	3				7	8	9	10
---	---	---	--	--	--	---	---	---	----

3.3

Exploring the Relative Position of 1 to 10

Trace over the grey numeral.

Write the numerals that come **just before** and **just after**.



1		3		5	6	7	8	9	10
---	--	---	--	---	---	---	---	---	----



1	2	3	4	5		7		9	10
---	---	---	---	---	--	---	--	---	----



1	2		4		6	7	8	9	10
---	---	--	---	--	---	---	---	---	----



	2		4	5	6	7	8	9	10
--	---	--	---	---	---	---	---	---	----

3.4

Writing Numerals Before
and After 1 to 9

Write the numerals that come **just after** and **just before**.

1	2	3	4	5	6	7	8	9
---	---	---	---	---	---	---	---	---

just after

5	
---	--

3	
---	--

8	
---	--

7	
---	--

2	
---	--

4	
---	--

just before

	6
--	---

	9
--	---

	3
--	---

	4
--	---

	7
--	---

	8
--	---

3.5a Following Directions to Position an Object

Cut out the pictures.
Paste them on page 26 so that these sentences are true.



is just **below**



is **next to**





is just **above**



is **beside**



is just **above**



is **on the top** shelf



is **below**



is **on the bottom** shelf

Scissors icon

3.5b Following Directions to Position an Object

Paste pictures on the shelves.



3.6 Identifying Left and Right

Loop in red each person's **right** hand and **right** foot.

