


Treasure hunt

Left, right, up and down are directions.



- Listen and follow directions.
Use a coloured pencil to draw a route to the buried treasure.

1. Start at the ship.
2. Go **up** to the lake.
3. Go **left** to the cave.
4. Go **down** to the log. Cross the river.
5. Go **along** the river. Go **down** to the village.
6. Go **up** to the three rocks.
7. Go to the rock on the **right**.
8. Mark an X **below** the rock.

- What treasure did you find? Draw it on the back of this paper.

Parts of a river

A river is a long, wide stream of water that flows across land.

- Look at the river.
Read the facts.

The place where a river begins is called the **source**.

This river begins at a lake.

It begins as a small stream.

More **streams** flow into the river.

The river gets wider and faster along the way.

The place where a river ends is called the **mouth**.

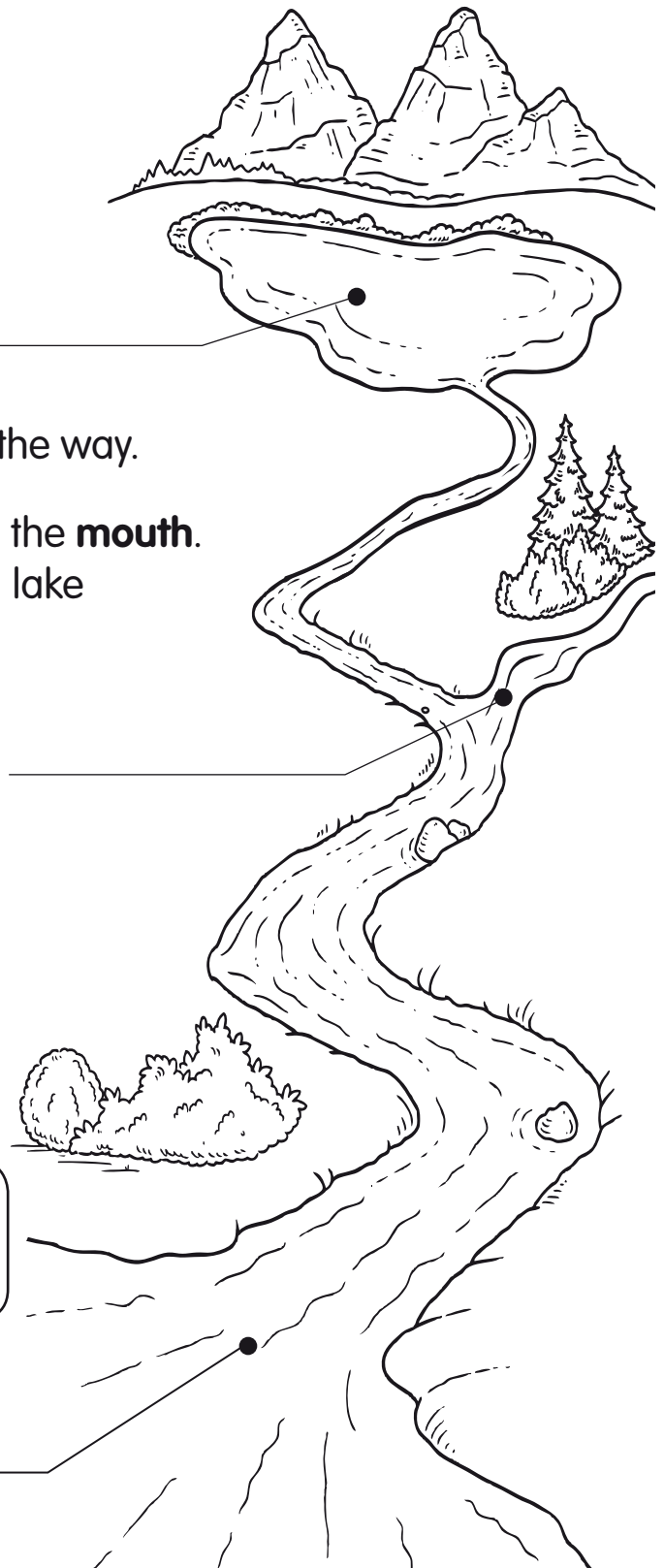
Rivers may empty into another river, a lake or an ocean.

- Follow the directions.

1. Label the picture. Use the words **stream**, **mouth** and **source**.
2. Colour the picture.

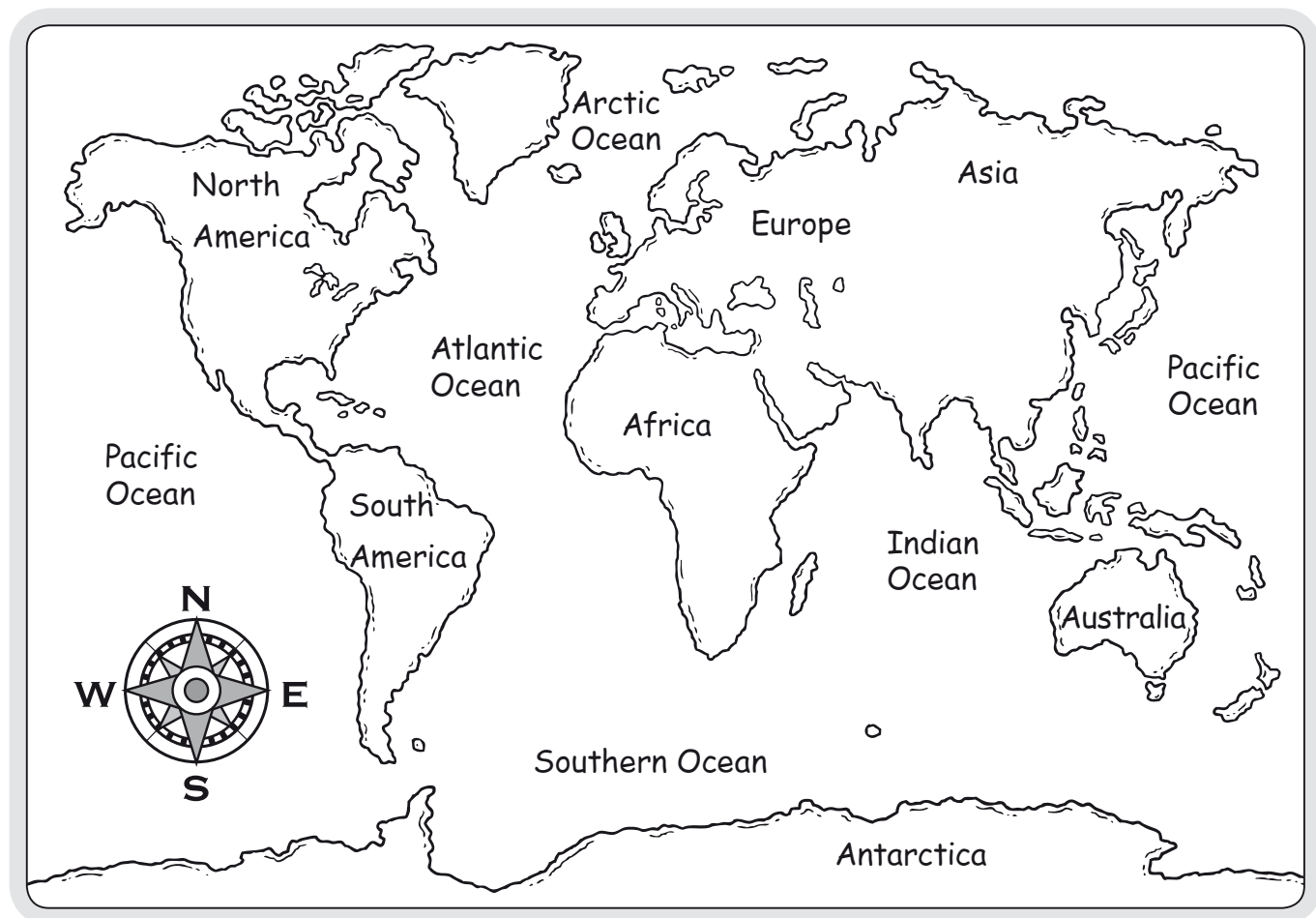
Did you know?

The land along the side of a river is called a **bank**.



The five oceans

An ocean is a large body of salt water. The five oceans are Atlantic, Pacific, Indian, Arctic and Southern.



► Circle the correct ocean. Use the compass rose to help you.

- | | | |
|--|----------|---------|
| 1. Which ocean is east of North America? | Atlantic | Pacific |
| 2. Which ocean is south of Asia? | Arctic | Indian |
| 3. Which ocean is north of Europe? | Atlantic | Arctic |
| 4. Which ocean is west of Africa? | Atlantic | Indian |

► Colour the oceans blue on the world map.