



Australian History Series
Book 1: Ages 6-7 years



Family Life

Aligned with the Australian National Curriculum



Section 1:
Family
Structures
and Roles

Section 2:
Expressing
Time

Section 3:
Daily Life
Now and Then



By Lindsay Marsh & Chenelle Davies

Contents

Teachers' Notes	4	Section 2: Expressing Time	
National Curriculum Links	4	Teachers' Notes	32-33
		Activities	
Section 1: Family Structures and Roles		Past and Future	34
Teachers' Notes	6-8	Time Words	35
Activities		Important Words	36
Family Groups	9	One Day	37
Family Box	10	One Week	38
Different Family Structures	11	A Week at Camp	39
Family Structure Tree 1	12	Months	40
Family Structure Tree 2	13	One Year	41
My Family Tree	14	Since Year	42
Groups Then and Now 1	15	Seasonal Calendars	43
Groups Then and Now 2	16	Personal Records	44
Toys Then and Now	17	Recent	45
From Old to New	18	Timelines	46
Old and New	19	Time in Pictures	47
In the Past	20		
Chores Now and Then	21	Section 3: Daily Life Now and Then	
Changing Roles 1	22	Teachers' Notes	49
Changing Roles 2	23	Activities	
Electricity 1	24	Timekeeping Devices	50
Electricity 2	25	Photographs	51
Clothes 1	26	Oral History 1	52
Clothes 2	27	Oral History 2	53
Indigenous Family Structure 1	28	My Shield	54
Indigenous Family Structure 2	29	Personal Artefacts	55
Indigenous Family Structure 3	30	Heirlooms	56
		Treasures in the Attic	57
		Memory Game	58

Teachers' Notes

Family Life is written for students living in Australia who are studying History in Year 1. It is divided into three clear sections which connect to the National Curriculum.

The first section encourages the students to explore family structures and roles in the recent past and in the present, and examine how they have changed and/or stayed the same. This section also gives students the opportunity to look at family structures in Aboriginal and Torres Strait Islander societies.

The second section of this book is designed to help students express time. It introduces and consolidates vocabulary to do with the past, the present and the future by exploring significant events and dates within the student's own context.

Daily Life Now and Then is the third and final section of the book and it includes activities which help the students investigate the lives of their parents and grandparents when they were young through a number of sources.

All of the activity pages in this book are visually appealing to help the students process the concepts being taught. Many of the tasks are practical and interactive and all are age appropriate.

National Curriculum Links

Historical Knowledge and Understanding

ACHHK028 - Differences in family structures and roles today, and how these have changed or remained the same over time.

ACHHK029 – How the present, past and future are signified by terms indicating time, such as 'a long time ago', 'then and now', 'now and then', 'old and new', 'tomorrow', as well as by dates and changes that may have personal significance, such as birthdays, celebrations and seasons.

ACHHK030 – Differences and similarities between students' daily lives and life during their parents' and grandparents' childhoods, including family traditions, leisure time and communications.

Historical Skills

ACHHS031 & ACHHS032 – Chronology, terms and concepts.

ACHHS033 – Historical questions and research.

ACHHS034 & ACHHS035 – Analysis and use of sources.

ACHHS036 – Perspectives and interpretations.

ACHHS037 & ACHHS038 – Explanation and communication.

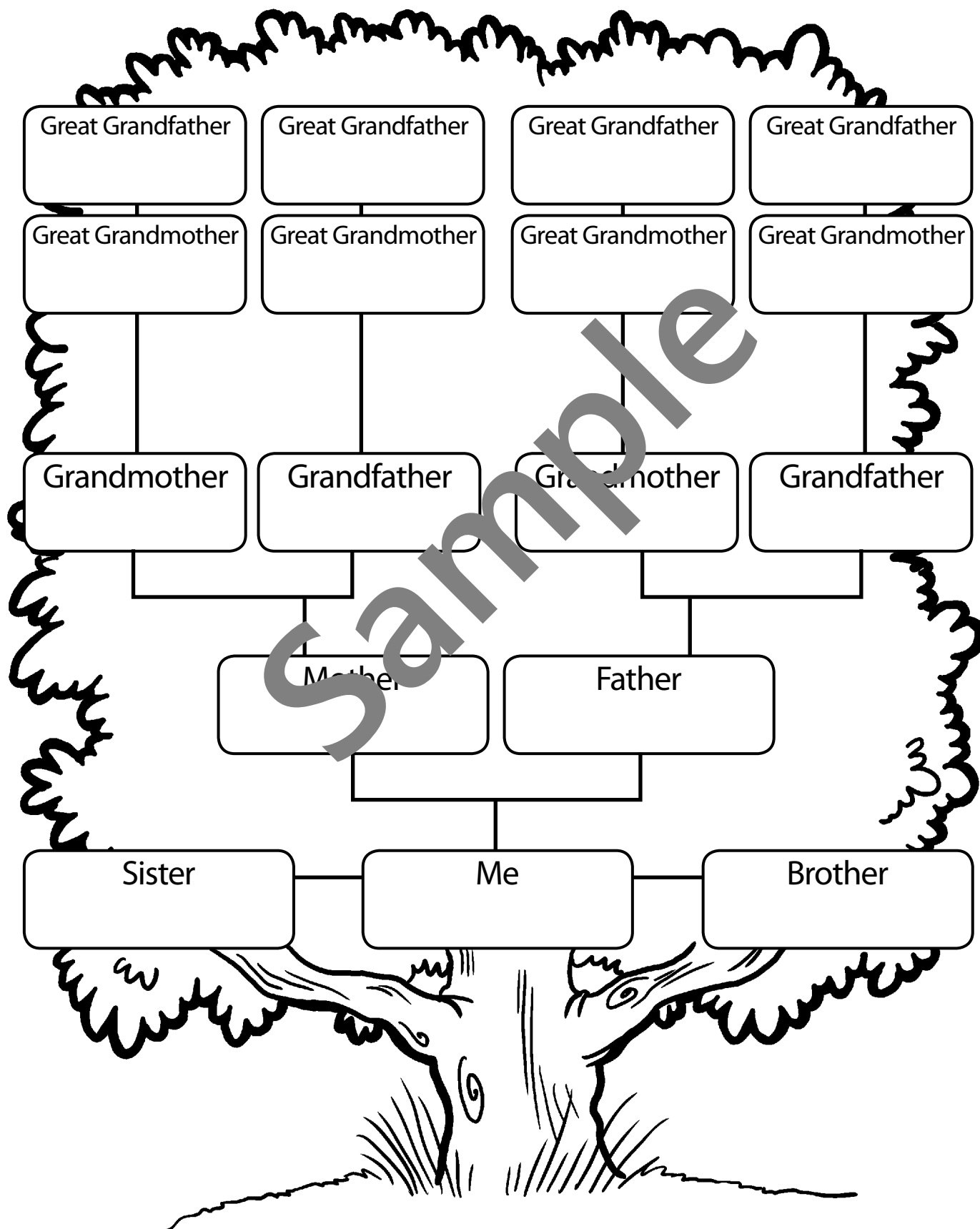
Activity

My Family Tree



A family tree can be used to record your family's structure.

☐ Complete the family tree using pictures and words. Colour the tree.



Activity

Clothes 1



The clothes that we wear today are different to those that your parents and grandparents wore in the past.

- ☐ Look at the people's clothes. Colour the word **past** or **present** under each picture. Cut out each picture and try to put them in order (start with the oldest).



Past

Present



Past

Present



Past

Present



Past

Present

Activity


Seasonal Calendars



The names of seasons describe weather patterns in one year.

☐ Match the pictures with the seasons. Colour the pictures.

Autumn	Winter
Spring	Summer



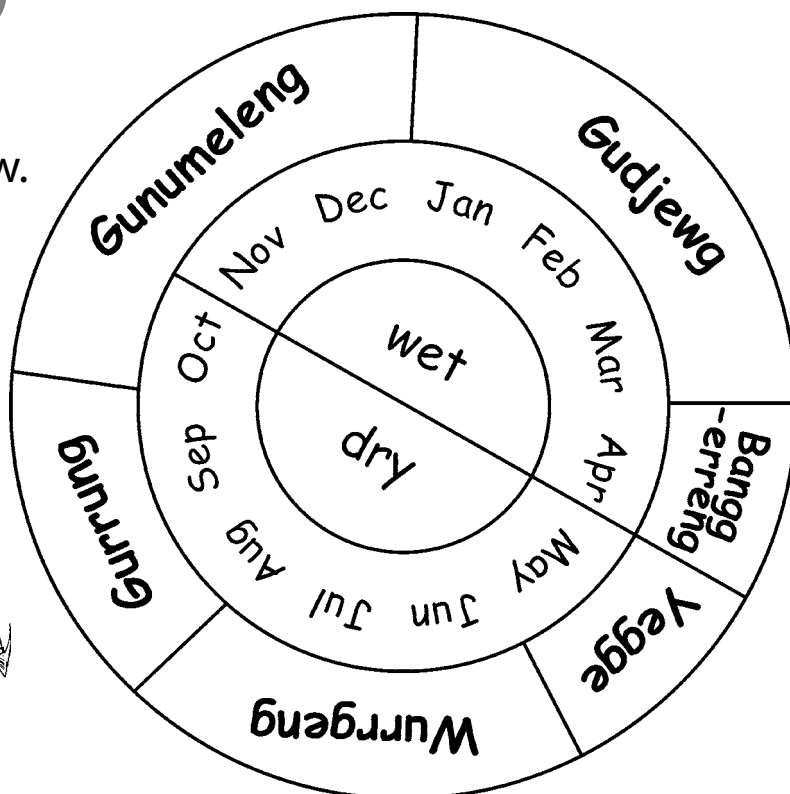
The Biningj calendar

This calendar is used by some Indigenous Australians.

- How many seasons are there? _____
- Colour the seasons yellow.
- Colour the wet months blue and the dry months red.



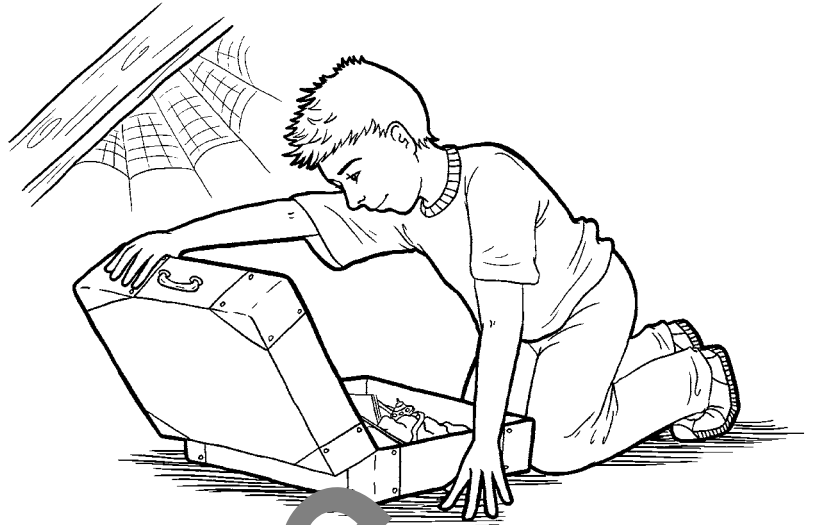
Biningj Calendar






Sometimes we can find parts of the past in our homes.


- ☐ Sam has found an old suitcase in the attic of his new house! Look at the items that are inside!
- What might these items tell us about the owner of the suitcase's daily life?



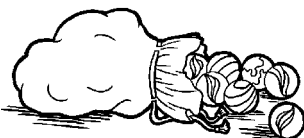
A photograph of his family:




An old fashioned pair of pants and braces:



A spinning top:



A bag of marbles:



A journal with maths exercises in it:
