

***For 5 to 8 Year Olds***

# ***Working***

## ***With***

# ***Words***

## ***Book 1***

Written by Kyanne Kachel & Toni McRae. © Ready-Ed Publications - 2001.  
Published by Ready-Ed Publications (2001) P.O. Box 276 Greenwood Perth W.A. 6024  
Email: [info@readyed.com.au](mailto:info@readyed.com.au) Website: [www.readyed.com.au](http://www.readyed.com.au)

### **COPYRIGHT NOTICE**

Permission is granted for the purchaser to photocopy sufficient copies for non-commercial educational purposes. However, this permission is not transferable and applies only to the purchasing individual or institution.

**ISBN 1 86397 411 3**

# Introduction

The activities in the Working With Words series developed as a result of the necessity to teach sight words to early learners.

All activities provide opportunities for:

- ☐ reinforcement of sight words
- ☐ identification of words at sight
- ☐ repetition of sight words
- ☐ teaching the ability to discriminate between sight words
- ☐ practise of sight words
- ☐ consolidation of classroom teaching.

After the overwhelming success of "Sight Words Activities 1 and 2" we were inspired to develop the series and add to the list of sight words in those books. We have provided another 85 words with activities and revision sheets for the end of each list. However, these activities are slightly more difficult in some instances, as they have been designed with the expectation that the words in the first two books of Sight Words Activities have been taught.

Therefore, where possible those original words have been included in reading sections of the activities in these books to assist with revision and practice.

Although the activities were primarily designed for Early Learners, we have had increasing comments and compliments about how effective the books have been in Years 1 and 2, for children requiring extra help with revision and remediation due to learning difficulties. The activities are great for those children who learn visually, and they are perfect for children who require remediation as they are not required to write excessive amounts in completing their work. Many repetitive activities are provided, as well as the revision pages to consolidate the children's learning.

We hope that this series of books will be as beneficial to you as was the first series.

*Kyanne Kachel*

*Toni McRae*

# Contents

Word List A .....	4
will .....	5
get .....	6
his .....	7
too .....	8
off .....	9
going .....	10
man .....	11
into .....	12
by .....	13
if .....	14
did .....	15
when .....	16
Revision .....	17 & 18
Word List B .....	19
do .....	20
an .....	21
then .....	22
back .....	23
ran .....	24
just .....	25
us .....	26
her .....	27
that .....	28
all .....	29
soon .....	30
after .....	31
Revision .....	32 & 33
Extra Word List .....	34
walk .....	35
shop .....	36
come .....	37
made .....	38
jump .....	39
run .....	40

# Working with Words Activities

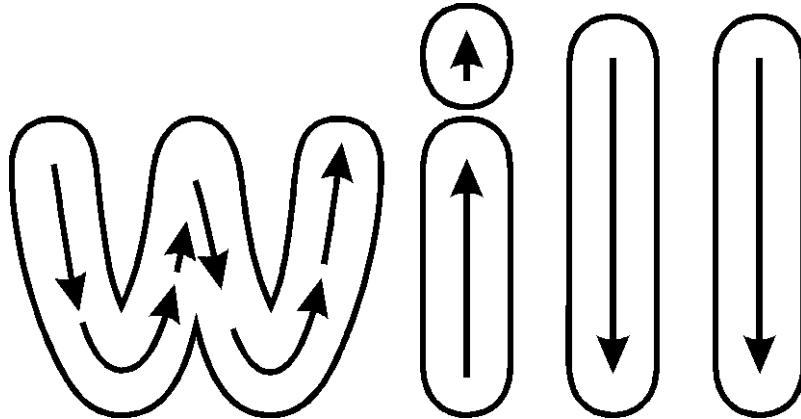
## Book 1

### List A

**will  
get  
his  
too  
off  
going  
man  
into  
by  
if  
did  
when**

Revision

# will



Trace the word will with your finger, then write it yourself.

will

wil

wi

w






will

\_\_\_\_\_

\_\_\_\_\_

\_\_\_\_\_


Colour the animals that say will.




will will will will

\_\_\_\_\_


\_\_\_\_\_



Join the flowers. What word did you make?



Add these letters to "et" to make words that rhyme with **get**.



get

v \_ \_

n \_ \_

p \_ \_

s \_ \_

b \_ \_


j \_ \_

m \_ \_

l \_ \_

**his** his**his**

Read, trace, write. Colour the parts of the picture that say his.



**man**    **man**Write the word man in the spaces to complete the sentences.See the man run.


See the \_\_\_\_\_ jump.




See the \_\_\_\_\_ hop.



See the \_\_\_\_\_ skip.



See the \_\_\_\_\_ smile.




See the \_\_\_\_\_ swim.

**man**    **mna**    **mam**    **man**



Colour the shapes with the dots red.



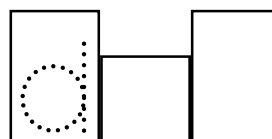
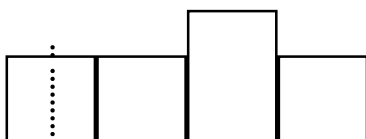
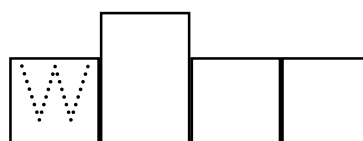
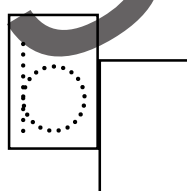
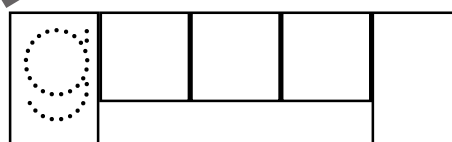
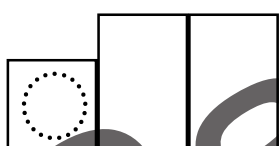
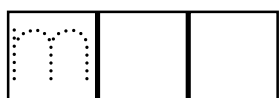
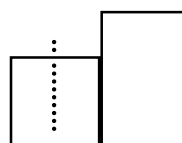
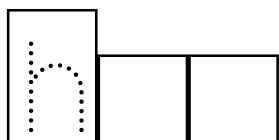
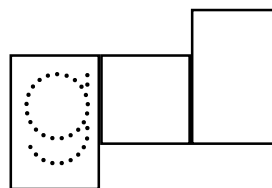
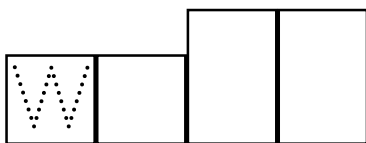
What word did you make? — — — —

Name .....

Revision: **List A Activities**

Read each word then colour the star if you know what the word says. Write each word into the correct word frame, e.g. 

w	i	l	l
---	---	---	---



will ☆ his ☆ off ☆ man ☆ by ☆ did ☆  
get ☆ too ☆ going ☆ into ☆ if ☆ when ☆