



Ages 7 - 9 years



Spelling & Language Practice

By Jude Scott

Single and Plural
Synonyms Homophones EE Sounds
AY Sounds Adding Endings Antonyms
W or WH? Abbreviations
Silent Letters S or Z? Synonyms
Rhyming Words

1



Contents

Sheet 1	W or WH?	5
Sheet 2	EE AY O and OO Sounds	6
Sheet 3	AIR U OR and I-E Sounds	7
Sheet 4	Compound Words	8
Sheet 5	EA Sounds	9
Sheet 6	More EA Sounds	10
Sheet 7	Opposites/Antonyms	11
Sheet 8	Synonyms	12
Sheet 9	Antonyms and Synonyms	13
Sheet 10	Categories	14
Sheet 11	OW Sounds	15
Sheet 12	Rearranged Words	16
Sheet 13	Present and Past Tenses	17
Sheet 14	Silent Letters	18
Sheet 15	Rhyming Words	19
Sheet 16	Looks Like It Rhymes But Doesn't	20
Sheet 17	S or Z?	21
Sheet 18	S or Z?	22
Sheet 19	Fix the Spelling	23
Sheet 20	Sounds Like .	24
Sheet 21	Sounds Like ...	25
Sheet 22	Single and Plural	26
Sheet 23	Homophones	27
Sheet 24	Adding Endings	28
Sheet 25	Nouns, Adjectives, Verbs and Adverbs	29
Sheet 26	The Letter Y	30
Sheet 27	The Letter A	31
Sheet 28	The Letter I	32
Sheet 29	Confusing Words	33
Sheet 30	Same Sound	34
Sheet 31	Sentences	35
Sheet 32	The Letter O	36
Sheet 33	The Letter U	37
Sheet 34	The Letter T	38
Sheet 35	Jumbled Words	39
Sheet 36	More Jumbled Words	40
Sheet 37	Who's at the Door?	41
Sheet 38	What happened at the Party?	42
Sheet 39	Crossword	43
Answers		44-48

Teachers' Notes

Spelling and Language Practice Book 1 is part of a two book series. The exercises in this book are generally suited for children in Years 2 and 3, but of course they can be given to advanced younger students and as revision for older classes. Many basic spelling and language skills are addressed within the pages. Apostrophes, silent letters, abbreviations, homophones, plurals, tenses, opposites and confusing words are all included. The use of dictionaries should be encouraged as they can be a great help.

Recommended ways to use the book:

- *As a class activity – give each student their own worksheet, preferably a different one from their neighbour to encourage independent thinking.*
- *As a homework exercise.*
- *Staple six sheets together to be used as an 'extra work when finished' activity. I would encourage rewards such as stickers or points towards some privilege, which can be given when children have completed their booklet.*
- *Sitting one-on-one with a tutor or helper.*

Each activity sheet comes with extra things to do. Perhaps students could complete these extras in their spelling or language books. Some of these extras involve a sense of the ridiculous, which is always a bit of fun while encouraging creative thought and a love of learning.

Other language books written by Linda Scott and available for purchase through Ready-Ed Publications are: Pathways To Literacy Excellence Level A, Pathways To Literacy Excellence Level B and Pathways To Literacy Excellence Level C.

National Curriculum Links

Year 2

LANGUAGE

- 4. Vocabulary expansion (E2LNG4)
- 5. Sentence grammar (E2LNG5)
- 8. Phonic and word knowledge (E2LNG8)
- 9. Spelling (E2LNG9)

LITERACY

- 10. Handwriting/word processing (E2LCY10)

Year 3


LANGUAGE

- 4. Vocabulary expansion (E3LNG4)
- 5. Sentence grammar (E3LNG5)
- 6. Sentence grammar (E3LNG6)
- 11. Spelling (E3LNG11)

LITERACY

- 1. Oral communication skills (E3LCY1)
- 2. Oral communication skills (E3LCY2)
- 15. Handwriting/word processing (E3LCY15)

★ Look at the letter(s) in each word that are in bold. Put each word into its correct sound column. Cross the words off as you use them.



~~two~~ ~~me~~ ~~what~~ ~~they~~ new was

eat you of came wash she

Australia room made keep piece away

blue monkey obey rain be**ca**use doing

ee as in tree	ay as in day	o as in top	oo as in soon
me	they	what	two
★	★	★	★
★	★	★	★

★ Write two of your own words at the bottom of each list, next to the star (★).


★ Circle the correct spelling for each word.



two / too



rain / rayn



wash / wosh

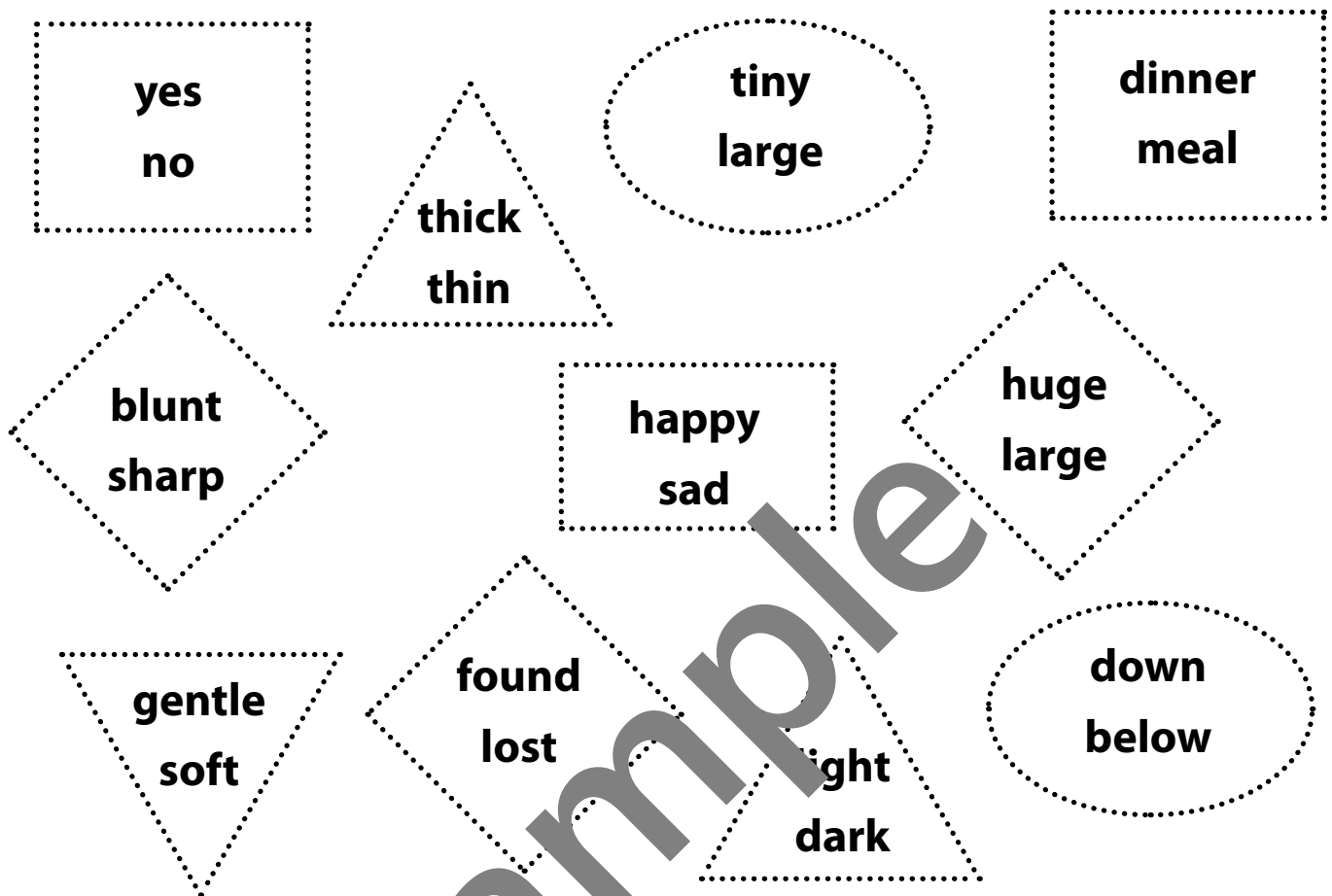


monkee/
monkey




★ Write 10 silly sentences using as many of the words on this page as you can.

☆ Colour the antonyms yellow. Colour the synonyms red.



☆ Write a synonym and an antonym for each word in the table below.

	Synonym	Antonym
angry		
top		
tidy		
clean		
smile		
right		
busy		



☆ Write four of your own antonyms and draw a picture of two of them.

Sometimes the letter **s** can be pronounced **s** as in **sat**.

Sometimes it can be pronounced **z** as in **has**.

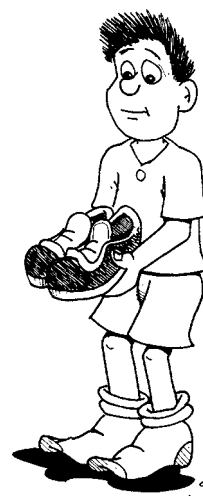
☆ Sort the words into the correct columns.

Part A	sounds like s as in sat	sounds like z as in has
ghost	<i>ghost</i>	
does		<i>does</i>
was		
list		
ask		
goes		



Part B	sounds like s as in sat	sounds like z as in has
chase		
heads		
bus		
those		
is		
theirs		

Part C	sounds like s as in sat	sounds like z as in has
this		
sister		
just		
Tuesday		
dries		
shoes		




☆ Think of ten items which include the letter **s** sold in a silly shop, e.g. sausage soup.

The Letter U

Sometimes the letter **u** can sound like:

u as in **but** **oo** (long) as in **July** **oo** (short) as in **put** **yoo** as in **music**

- ★ Look at the u in each word. Put each word into its correct sound column.
Cross the words off as you use them.



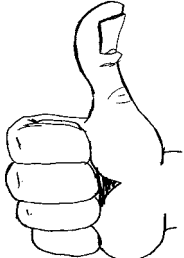
but	July	put	music	February
pupil	full	push	thumb	under
uniform	truth	Jupiter	furious	awful
octopus	scrub	stupid	instrument	umpire

sounds like u as in but	sounds like oo (long) as in July	sounds like oo (short) as in put	sounds like yoo as in music
<i>but</i>	<i>July</i>	<i>put</i>	<i>music</i>

- ★ Write one of your own words for each **u** sound.

--	--	--	--

- ★ Draw and label one word from each column.




★ thumb



- ★ Write six silly sentences about animals, using some of the words and draw a picture for each, e.g. I saw a monkey playing music on a piano.


★ Unjumble the words.

Part A




thermo	→	mother
herew	→	
yaaw	→	
dais	→	
ginth	→	
hatt	→	

Part B




ewnt	→	
mose	→	
birgn	→	
kinm	→	
ares	→	
morf	→	

Part C



veah	→	
seeth	→	
newh	→	
erund	→	
geav	→	
twih	→	

Part D



krow	→	
reew	→	
boatu	→	
shwi	→	
owh	→	
yrou	→	



★ Create ten of your own jumbled words for a friend to solve.
Keep a copy of the answers.