

For Years 1 - 3

PLAYS TO PERFORM

Book 1



Written by Diana Bickford. Illustrated by Melinda Parker. © Ready-Ed Publications - 1998.
Published by Ready-Ed Publications (Revised - 1998) PO Box 276 Greenwood Perth Australia 6024
E-mail: info@readyed.com.au Web Site: www.readyed.com.au

COPYRIGHT NOTICE

Permission is granted for the purchaser to photocopy sufficient copies for non-commercial educational purposes. However, this permission is not transferable and applies only to the purchasing individual or institution.

ISBN 1 87526 878 2

Introduction Page

OK. It's your turn to produce an assembly item for school. You're searching for a play with a fresh approach and a bit of zip.

Are you looking for answers to these questions?

- ☐ How can I find an item which will integrate into my programme, and which is simple, short and entertaining?
- ☐ Where can I find ideas which incorporate movement, song and at the same time work around a central theme?
- ☐ Where can I find an item suitable for a whole class performance, so that each child feels important?
- ☐ What type of item or activity will encourage children to develop their imaginations? How can I improve their organising abilities and of course their confidence, while still using language in a context which is real to them?

This book is designed with you in mind ...

In it you will find creative ideas for plays and items, not only for assemblies but also for normal day-to-day work in your classroom, playgroup or club group. Plays such as those provided here may be staged with a minimum of stress, yet with maximum enjoyment.

Each play has been 'class tested' and has proved to be a successful medium for stimulating learning experiences as well as a source of great fun and entertainment.

It is my sincere hope that teachers and playgroup workers, whether just beginning or experienced, will find ideas that are useful and stimulating enough to stir the creative potential that exists in every class.

DIANA BICKFORD

Contents and Story Summaries

1. WOLFIE LEARNS A LESSON

Pages - 5 to 17

Theme - Good manners

Wolfie has never really learned his manners. He wants to play with the Three Little Pigs, but they are shocked at his bad manners. The answer to Wolfie's problem comes in a dream. In the end, Wolfie and the Three Little Pigs have a lovely time together - all using their best manners, of course.

2. NEVER, NEVER GO WITH A STRANGER

Pages - 18 to 30

Theme - Stranger Danger

SAFETY HOUSE LOGO on Page 29
used with the kind permission of the
Safety House Association of Australia.

Little Red forgets what her mum, dad and teacher have taught her about Stranger Danger. She gets into a dangerous situation when she meets a stranger. Luckily she remembers her lessons and is saved by a policeman.

3. THE KING'S IN STRIFE, HE NEEDS A WIFE

Pages - 31 to 43

Theme - Fun and Fantasy

The King is looking for a wife who can cook. He sends his little bird to the village to find a suitable candidate. The villagers dance and 4 princesses prepare themselves for the big cooking test. The King marries the princess who cooks the best cake. In return he promises to share the work by doing the dishes. They all have a wonderful party and live happily ever after.

Play One

Wolfie Learns a Lesson

CHARACTERS:

1st Little Pig
2nd Little Pig
3rd Little Pig
Mother or Father Pig
Wolfie
Mother Wolf
Father Wolf

Children carrying signs (dancers)

- ☐ Thank you
- ☐ Please
- ☐ How do you do?
- ☐ You're welcome
- ☐ Excuse me
- ☐ I am sorry

Chorus: Rest of class

PROPS

Masks

Signs

***A little play with a twist based on the traditional story of the 3 Little Pigs.
The theme is 'Good Manners'.***

All

There was a wolf who lived at home,
With his mum and dad.

He never knew what manners were,
At times he was quite bad.

He never heard a word like PLEASE,
He never heard a THANK YOU.

All that he had ever heard was ...

*Mum
& Dad*

Do that again and I'll spank you!

All The poor old wolf left home one day,
Feeling rather sad.

Wolf Oh I'm so lonely I need some friends,
Why am I so bad?

All Now in a house lived three little pigs,
We heard their father* say, (*Or mother)

*Father** Out you go and learn your lesson.
Times are hard - it's called a recession!

All The first little pig used some straw,
The second used some sticks.
The third little pig was very clever,
He built his house with bricks.

BANG BANG BANG

Wolf knocks loudly.

All Ah AH! The wolf's at the door!

Wolf Let me in you greedy pigs,
Gimmie some of your stew.

Let me in - I wanna come in,

Stamps feet - temper tantrum.

I promise not to eat you.

Soft, whining voice.

All The poor old wolf left home one day,
Feeling rather sad

3 Pigs Oh dear me no, you can't come in,
Your manners are so bad.
You shout, you yell, you stamp your feet,
How very, very sad.


Production Notes

Wolfie Learns a Lesson

MASKS AND COSTUMES


For this play I used very simple costumes mainly to form a visual representation of the characters.

3 Pigs



Make mask large enough to cover front of child's face. Cut out circle so that the face is seen.

Make a snout



3 pigs wear masks and snout; chorus all wear a snout.


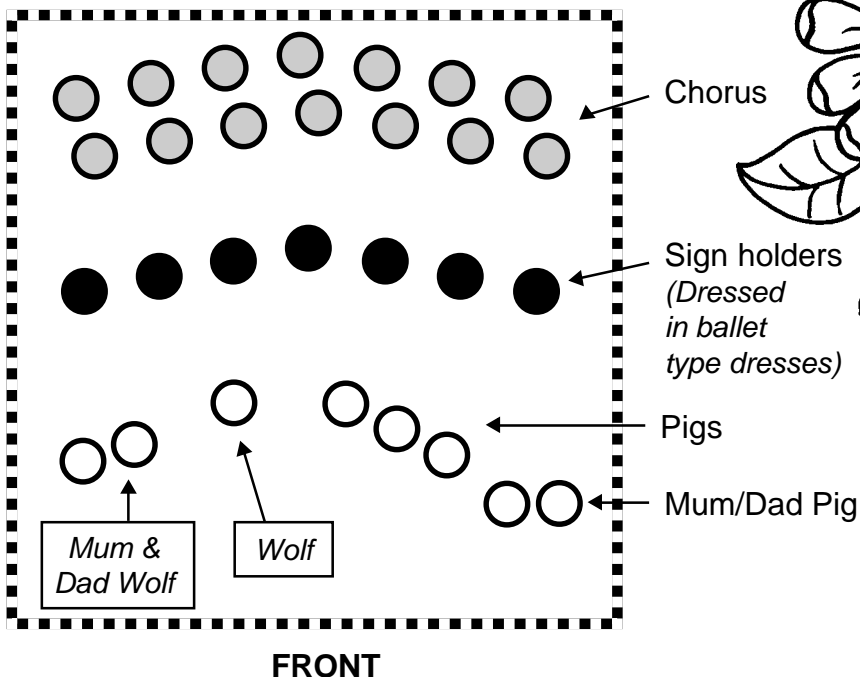
Wolf

Cut out wolf mask as for pigs.

Chorus front row could be dressed as flowers.

Chorus back row could be dressed as trees using garbage bags for trunks.

STAGING



Name:

Wolfie Learns a Lesson

Can you count this way?



1st




The pig built a house of straw.



2nd



The pig built a house of sticks.



3rd



The pig built a house of bricks.

Children can use colours to write over the shaded numbers and then enter the appropriate number in the space.

If you are feeling brave, children could glue toothpicks, dried grass and squares of paper onto the appropriate houses.