

For early learners

Introducing Number

Number related activities for
the early years.

Written by Anne Bell. Illustrated by Melinda Brezmen. © Ready-Ed Publications - 1999.
Published by Ready-Ed Publications (1999) P.O. Box 276 Greenwood Perth W.A. 6024
Email: info@readyed.com.au Website: www.readyed.com.au

COPYRIGHT NOTICE

Permission is granted for the purchaser to photocopy sufficient copies for non-commercial educational purposes. However, this permission is not transferable and applies only to the purchasing individual or institution.

ISBN 1 86397 214 5

Contents

Introductory Notes	2
Matching pairs	4, 5
Down on the farm	6, 7
My body; My hand	8 - 10
My birthday	11, 12
..... 's pizza delivery	13, 14
Odd one out!	15, 16
Graphing planets	17 - 21
Counting stars	22
Aliens go shopping	23
More aliens	24
Graphing pets	25 - 29
Under the sea	30, 31
Teachers' notes for pp. 33-36	32
How many?	33
I can read sums!	34
My first sums!	35
More sums!	36
Teachers' notes for pp. 38-40	37
Up, up and away	38
Moo, moo Jersey cow	39
How does your garden grow?	40
Royal jewels	41, 42
Set the table	43, 44
Most and least	45, 46
102 Dalmatians	47, 48
My fat hen	49, 50
Dress the babies	51, 52
Teachers' notes for pp. 54, 55	53
Finish the flags	54
Fix the pattern.....	55
Teachers' notes for pp. 57, 58	56
What is missing?	57
What comes next?	58
Ladybird, ladybird fly away home	59, 60

Teachers' Notes

Matching pairs

Whole class lead-up activity

Pack two suitcases with one of each pair of a variety of socks, shoes, slippers, boots, gloves, roller skates and mittens.

Game One

A child sits in front of each case. One child pulls out an item and holds it in the air counting out aloud, while the other child tries to find the matching pair in her suitcase as soon as possible. Swap the roles and make comments like, "It took Tom five seconds to find the sock but it only took Lucy two seconds. Lucy was three seconds faster".

Game Two

Dress some children or toys in one half of the matching items of clothing. See how quickly the class can finish dressing the toys or children with the rest of the clothing.

Game Three

Make a line of items from one of the suitcases. Ask individuals or small teams to pair up the items as fast as possible.

Game Four

Place a child and a suitcase on each side of a divider so that the children cannot see one another. One child selects an item and begins to describe small parts of it. The child on the other side must look through his suitcase to find a match to the description. Situate the rest of the class so that they can see both players.

Activity page

You will need:

Coloured pencils.

This sheet should need very little explanation. Ask children to explain the sample on the sheet to ensure they have the correct idea.

Follow-up and extension ideas

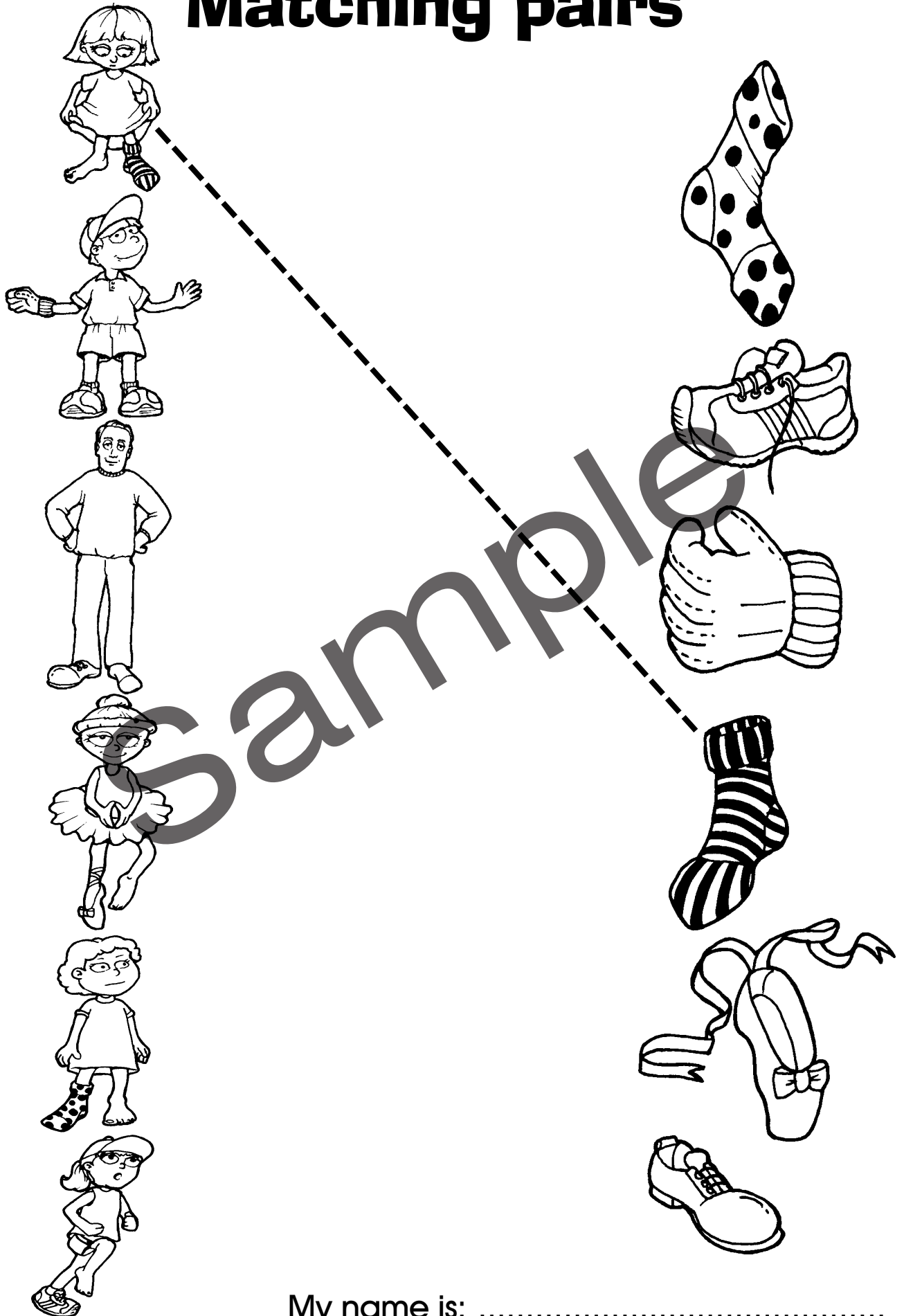
- ✱ Fill the dress up corner with sets of matching things that are jumbled up, e.g. the teddies could have non-matching socks.

Poems and songs

'Put on your ...' pg. 40

ABC Play School Useful Book

Matching pairs



My name is:

Teachers' Notes

Down on the farm

Whole class lead-up activity

This is one of my favourite games - it is very exciting to watch. Secretly whisper a farm animal into the children's ears. Use five different animals, e.g. child 1 - cow, child 2 - sheep, child 3 - chicken, child 4 - pig, child 5 - dog, child 6 - cow, child 7 - sheep, repeating the pattern until all students have been given an animal. Ensure that the children know to keep their animal a secret. Explain to the group that they are not allowed to talk to one another, but they have to walk around listening to other children making their animal noise until they find all the children with the same sound. See which group finishes first. Repeat with different animal sounds.

Activity page

You will need:

Copies of the activity sheet;
Writing and coloured pencils.

Follow-up and extension ideas

- * This sheet works wonderfully when classes are covering a unit on Farms or Animals. Also see other theme-related activity sheets in this book.

Moo, moo Jersey cow, pg. 39

Graphing pets , pg. 25 on

My fat hen, pg. 49

Poems and songs

'Baa, baa black sheep' pg. 17

'I went to visit a farm one day' pg. 69

ABC Play School Useful Book

Down on the farm



How many



?

How many



?

How many



?

How many



?

How many



?

How many



?

How many



?

How many



?

How many



?

How many



?

I am Farmer:

My birthday

Whole class lead-up activity

You will need a collection of dolls, bears and toys, playdough or modelling clay and either real birthday candles (although these break easily) or ice cream sticks. Set up the bears, dolls, etc., around the room. Give each one a special birthday badge that says "I am 5 today" (vary the age from 1-10 or higher if you feel it is applicable to your class). Children are to work at a table or on the floor with balls of playdough to make a birthday cake for each toy, remembering to put the correct number of candles on each cake. Once they have completed the cake and candles they place it in front of the correct bear, (matching the number of candles with the age of the toy).

Activity page

You will need:

Copies of the activity page;

Coloured and writing pencils to draw candles;

Small squares of orange and red tissue paper to scrunch and glue on as the flames on the candles;

Glue and brushes or glue sticks.

Read the instructions with the class. Explain that the children are to write the age they will, or have turned, this year. You may wish to make it that children simply write the age they are now. Remind children to count out their age carefully to work out how many candles they will need, as one candle is already drawn on the cake.

Follow-up and extension ideas

- * Make a simple birthday chart with these sheets by grouping them on the wall in months.
- * Children learn the months of the year. Help them to learn their birthday date and month.

Poems and songs


'Happy birthday to you' pg. 19

'Five little candles' pg. 19

ABC Play School Useful Book

My birthday

Add candles onto the birthday cake to match your age.



This year I am years old.

My name is:

Teachers' Notes

Under the sea

Whole class lead-up activity

The Mermaid or Mermale Game

Make something interesting such as a mermaid crown or something similar to identify the mermaid. (The game can be played without this.) The mermaid is selected to cover his/her eyes in the centre of the circle of children. The circle of children say ...

"Mermaid, mermaid under the sea,

I'll clap for you if you'll count for me."

The teacher then points to a number of children (up to 5). These children clap altogether for 10 seconds. When the clapping stops the mermaid uncovers his/her eyes and tries to guess how many children were clapping. As the mermaid guesses the children need to respond with either 'less than __', 'more than __' or 'you're right!'

Variation: change the word "clap" in the poem to sing, click fingers, cough, hum, etc.

Activity page

You will need:

Photocopies of the activity sheet (You may wish to enlarge the picture to A3);

Pencils for writing and colouring.

NOTE: Point out to the children how some aspects of the undersea illustration might be different from the clues in the questions below. For example while the fish shown in the questions is also in the picture there are also different looking fish in the picture, which should be included in the count.

Follow-up and extension ideas

- ✱ Make a class mural of 'Under the sea'. Have questions listed next to the mural asking 'How many fish can you find?' etc.


Poems and songs

'All the fish are swimming in the water' pg. 76

The beach collection of songs, pg. 74-77


ABC Play School Useful Book

Under the sea



How many  ?

How many  ?

How many  ?

How many  ?

How many  ?

How many  ?

How many  ?

How many  ?

My name is: