


For ages 6 - 9

Internet Activities for Little Kids Book 2: Science Themes



Copyright Notice

The purchasing educational institution and its staff have the right to make copies of the whole or part of this book, beyond their rights under the Australian Copyright Act, 1968 (the Act), provided that:

1. *The number of copies does not exceed the number reasonably required by the educational institution to satisfy its teaching purposes;*
2. *Copies are made only by reprographic means (photocopying), not by electronic/digital means, and not stored or transmitted;*
3. *Copies are not sold or lent;*
4. *Every copy made clearly shows the footnote, 'Ready-Ed Publications'.*

Any copying of this book by an educational institution or its staff outside of this blackline master licence may fall within the educational statutory licence under the Act.

The Act allows a maximum of one chapter or 10% of the pages of this book, whichever is the greater, to be reproduced and/or communicated by any educational institution for its educational purposes provided that that educational institution (or the body that administers it) has given a remuneration notice to Copyright Agency Limited (CAL) under the Act.

For details of the CAL licence for educational institutions contact:

Copyright Agency Limited
Level 19, 157 Liverpool St, Sydney, NSW, 2000
Tel: (02) 9394 7600 Fax: (02) 9394 7601
Email: info@copyright.com.au

Reproduction and Communication by others

Except as otherwise permitted by this blackline master licence or under the Act (for example, any fair dealing for the purposes of study, research, criticism or review) no part of this book may be reproduced, stored in a retrieval system, communicated or transmitted in any form or by any means without prior written permission. All inquiries should be made to the publisher at the address below.

Published by:

Ready-Ed Publications
Unit 11/17 Foley Street, Balcatta, Perth, WA, 6021
Written by Jane Bourke (Revised 2012)
Illustrations by Rod Jefferson
info@readyed.com.au www.readyed.net
ISBN 978 1 86397 846 0

Contents

Online Sites for Kids 7

Plants

What Do These Plant Words Mean? 8

The Great Plant Escape 9

What Is a Flower? 10

Cool Science for Curious Kids

Let's Make a Salad 11

All About Critters 12

What in the World Could it Be? 13

Solar Energy 14

Electrical Safety 15

Weather Words 16

Animal Words 17

Deserts

Types of Deserts 18

Desert Animals 19

Night Vision 20

Snowtastic Snow

Snowflakes 21

Great Glaciers 22

The Solar System

Space Words 23

The Planets 24

Intergalactic Scavenger Hunt 25

Sea Life

Shark! 26

Deep Sea Creatures 27

Answers 28

Name

Teachers - Use this Science site for activities in this book:
Bookmark www.readyed.com.au/urls/KIES/science.htm

What Do These Plant Words Mean?

Go to Internet Activities: Science and then page 8, Site 1

Click on the letters of the alphabet shown on the screen to find some information about these plant words.

(Hint: You click on the letter that the word begins with.)

celery:

toadstool:

nut:

carrot:



leaf:

☐ Use the dictionary to draw a picture of these plant words.

Nasturtiums

Dandelion




Mushroom



Palm Tree

Cactus

Pear



Extra! Let's Explore!

To find out more about the things in the dictionary, click on the pictures.



Name

Teachers - Use this Science site for activities in this book:
Bookmark www.readyed.com.au/urls/KIES/science.htm

All About Critters

Go to Internet Activities: Science and then page 12, Site 1

☐ Click on the pictures at the web site to get to the challenges.

Classifying Critters

Read the information to find out what a vertebrate is.

A vertebrate is

Click on **Challenge One**

What do all birds have in common?

Click on **Challenge Two**

What do all amphibians have in common?

Click on **Challenge Three**


What do all mammals have in common?

Click on **Challenge Four**

What do all fish have in common?

Click on **Challenge Five**

What do all reptiles have in common?



Draw and label pictures of a bird, an amphibian, a fish, a reptile and a mammal.

Name

Teachers - Use this Science site for activities in this book:
Bookmark www.readyed.com.au/urls/KIES/science.htm

Solar Energy

Go to Internet Activities: Science and then page 14, Site 1

- ☐ What can you do to make the best use of solar energy in your home?
Click on these words on the website to find out.

❖ windows:

.....
.....

❖ lights:


.....
.....

❖ appliances:

.....
.....

❖ walls:

.....
.....



Draw a picture of Roofus in his energy smart room. Label the special features that Roofus has included in his room to make it an energy smart room.

Sample

Explore the links!

Find out what you can do to the roof of your house to use the sun's heat and light efficiently.

Name

Teachers - Use this Science site for activities in this book:
Bookmark www.readyed.com.au/urls/KIES/science.htm

ELECTRICAL SAFETY

Go to Internet Activities: Science and then page 15, Site 1

☐ Click on all of the characters in the picture to find out what they have learnt about electrical safety.

Young Dracula:

.....
.....

Bride of Frankenstein:

.....
.....
.....

Igor:

.....
.....

Young Frankenstein:

.....
.....

Mummy:

.....
.....

Phantom:

.....
.....

Wolf Man:

.....
.....



Draw your favourite character from Frankenstein's Lightning Laboratory.