

What is Floppy's Phonics Sounds and Letters?


Floppy's Phonics Sounds and Letters is a rigorous, systematic synthetic phonics programme that offers highly practical guidance and comprehensive multi-sensory resources to support teaching and learning in school and at home.

The resources of the *Floppy's Phonics Sounds and Letters* programme are integrated with a range of decodable *Floppy's Phonics Fiction* and *Non-fiction* books for reading practice.

The Sounds and Letters Teaching Sequence

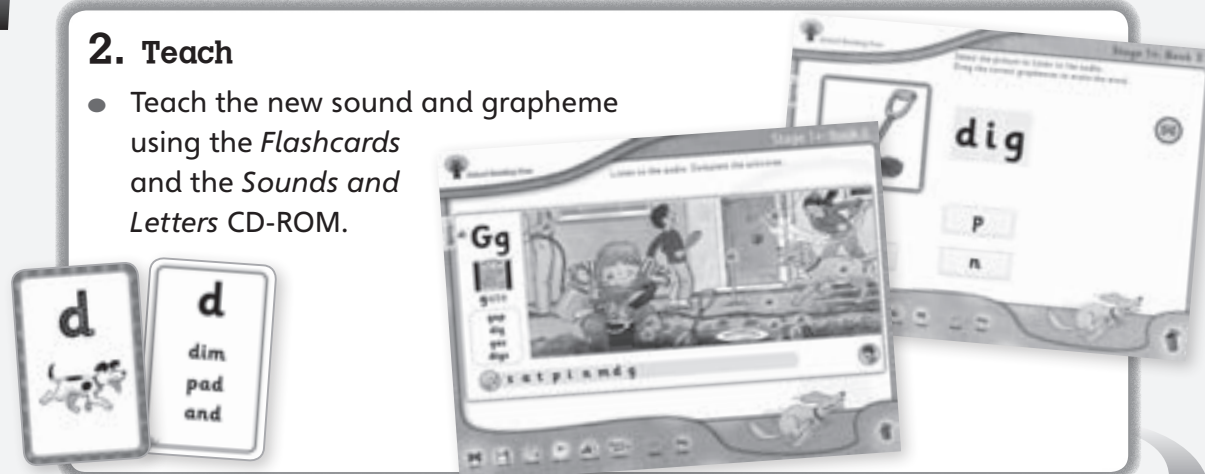
1. Revisit and Review

- Revise sounds and graphemes using the *Flashcards* and *Frieze*.



2. Teach

- Teach the new sound and grapheme using the *Flashcards* and the *Sounds and Letters* CD-ROM.



3. Practise

- Practise new and revised sounds and graphemes with the *Sounds and Letters* Books and the *Activity Sheets*.



4. Apply

After each new sound and grapheme:


- Use the *Cumulative Texts* for reading practice.
- Use the *Grapheme Tiles* for spelling practice.



5. Consolidate

After each set of 3 or 4 sounds and graphemes:

- Use the *Sounds and Letters* Books for revision and to build confidence. Activities at the end of each book consolidate learning.
- Encourage individual use of the *Sounds and Letters* CD-ROM activities.



6. Further Practise

After each stage of the *Sounds and Letters* Books:

- Practise reading stories with *Floppy's Phonics Fiction*.
- Practise reading different text types with *Floppy's Phonics Non-fiction*.



100% matched to the Letters and Sounds phases