

Name \_\_\_\_\_ Date \_\_\_\_\_



# Hook Them In!



Plan an introduction for a persuasive piece of writing. The introduction needs to grab the audience's attention. Brainstorm ideas you could use to hook them in.

Topic \_\_\_\_\_ Audience \_\_\_\_\_

Thesis \_\_\_\_\_

Hook them in with . . .

α question

α quote

α fact or statistic

α personal story

α description

an exaggeration




Now choose your favourite idea and draft an introduction using it. Don't forget to also include α thesis.

Name \_\_\_\_\_ Date \_\_\_\_\_

# Persuasive Review

- ☐ book    ☐ movie    ☐ theatre  
☐ art    ☐ restaurant    ☐ place



**Subject** (title, name or place) \_\_\_\_\_

**Context** (background information about the subject)

## Exploration or analysis

Details

My feelings

Details

My feelings

Details

My feelings



**Final judgement** (What is your final opinion? Would you recommend the subject? Who to?)

# Paper Books or E-Books?

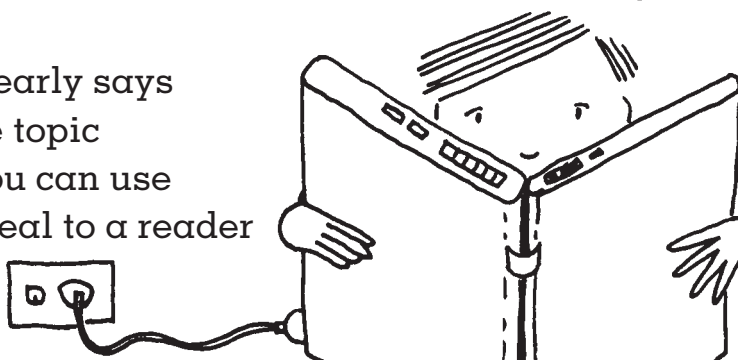

*Paper books are better than e-books.*

What do you think about this idea?

Write to persuade a reader to think the same way you do.

## Think about:

- if you agree or disagree or see both sides
- an introduction which clearly says what you think about the topic
- your reasons and how you can use words to make them appeal to a reader
- a conclusion.



Macmillan Lesson Essentials: Persuasive Writing © Katy Collis/Macmillan Education Australia. ISBN 978 1 4202 9166 7

## Writing Task 4

## ■ Persuasive Essay

# Cyber Pets or Real Pets?

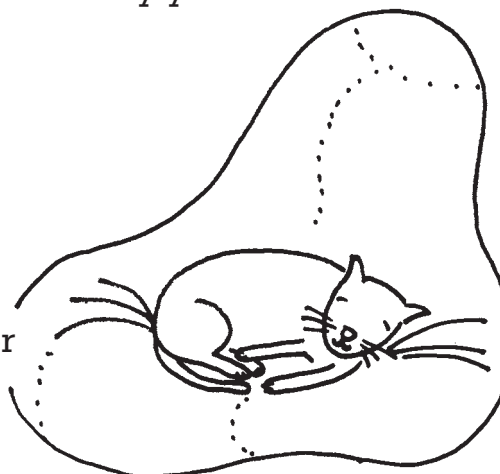
*Cyber pets are better than real pets.*

What do you think about this idea?

Write to persuade a reader to think the same way you do.

## Think about:

- if you agree or disagree or see both sides
- an introduction which clearly says what you think about the topic
- your reasons and how you can use words to make them appeal to a reader
- a conclusion.



Macmillan Lesson Essentials: Persuasive Writing © Katy Collis/Macmillan Education Australia. ISBN 978 1 4202 9166 7