

GO

ACE

MATHS

STUDENT JOURNAL


SAMPLE PAGES

YEAR

F



Count the number in each group. Then write the total.




3 birds




2 more birds

_____ birds altogether




4 ladybirds




3 more ladybirds

_____ ladybirds altogether




2 frogs




1 more frog

_____ frogs altogether



7 cockroaches

2 more cockroaches




_____ cockroaches altogether

Using 'Static' Stories to Identify the Parts




Colour 2 groups. Then add.




 add makes




 add makes



 add makes



 add makes




 add makes


Using Pictures To Add




Draw more faces. Then write the numbers.




___ add ___ is ___



___ add ___ is ___



___ add ___ is ___




___ add ___ is ___


Completing Addition Sentences to Match Pictures




Write **add** to join the numbers.
Then write the total.



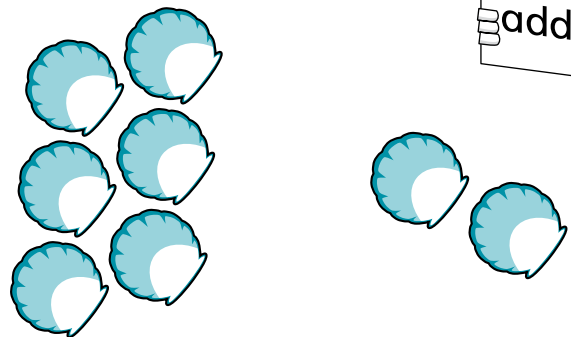
4 *add* 2 is _____




3 *add* 4 is _____




4 _____ 4 is _____



6 _____ 2 is _____



2 _____ 4 is _____



5 _____ 4 is _____

Using a Number Track to Add



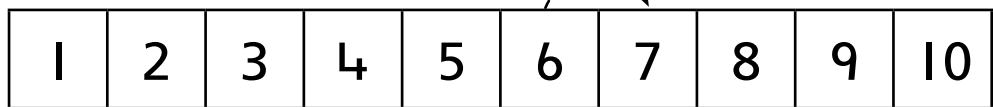
Draw a jump to add 1 or 2. Then write the answer.

3 add 2 is _____

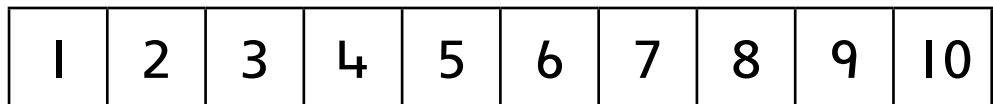
add 2



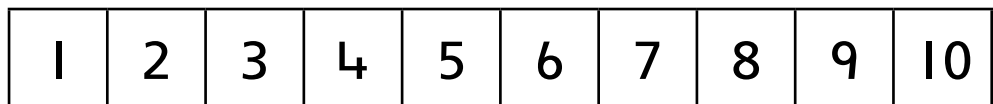
6 add 1 is _____



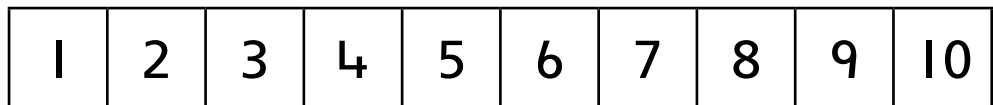
5 add 2 is _____



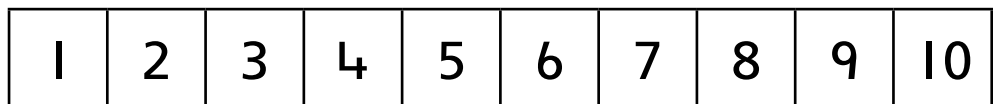
8 add 1 is _____



4 add 2 is _____



8 add 2 is _____



7 add 1 is _____

