

Information Report

An information report gives factual information about something.



Where you will find information reports
reference books, encyclopedias, documentaries, television and radio programs, websites

use of timeless present

opening statement classifies and defines

Convicts


Convicts are people who have been found guilty of a crime. In the 18th century, old boat hulks were used in Britain to house convicted men, women and even some children while they waited to be transported on ships to Australia. Many of the crimes they had committed were quite small, such as stealing bread or cloth.

facts about subject in sequence

On the eight-month voyage to Australia, the convicts were kept below deck in crowded conditions. Some were locked in irons. Once in Australia, they began work building the new settlement. Many of them eventually earned their freedom and some even became famous for their contributions to the colony.

concluding statement

list of source material used



Bibliography

Gard, Stephen, *Settling Australia: The Convicts*, Macmillan Education Australia, 1998

Fact Finding

Search an online newspaper. Find three facts about daily life from a date in the 19th century. Australian newspapers from 1803 to 1954 can be viewed online on Trove (www.trove.nla.gov.au).

You might learn, for example, that in 1846 you could travel by steamship to Sydney on the *Tamar* from South Brisbane for £2.

You may find that in 1879 you could invest money in a whaling voyage to cruise along the south coast of Western Australia.

Record the facts you find below.



Name and date of newspaper


Fact 1

Fact 2

Fact 3

Read your favourite fact aloud to the class.

Explain in one sentence what the fact tells you about the society of the time.



Pencil It In



Botanical drawing is the art of drawing plants exactly as they appear.

Choose a plant specimen (for example a leaf, piece of bark, flower) and look at it closely. Use a microscope if you can. Notice the shapes and sizes of its individual parts and the empty spaces in between.

Now draw your plant. Use a B pencil, art paper and an eraser.

For inspiration, do an internet search of 'Joseph Banks + botanical drawings' to see some of the Australian plants he drew in the late 18th century.



All You Need to Teach History Ages 8–10 © Donna Gibbs/Macmillan Education Australia. ISBN 978 1 4202 8000 5

Friendly Persuasion




What history topic have you enjoyed the most this year?
Imagine your teacher has decided to leave out this topic in next year's class.

Write a letter to your teacher persuading him or her to include the topic.

Give two or three reasons.
Present them as persuasively as possible.

Deliver your letter.



All You Need to Teach History Ages 8–10 © Donna Gibbs/Macmillan Education Australia. ISBN 978 1 4202 8000 5