

enVisionMATHS Online Tutorial Guide 2

Tutorial 2.3: Group Work

Introduction

This guide will outline the importance of group work in the classroom and how enVisionMATHS is ideally designed for this.

Group Work

An important element of the enVisionMATHS structure and suggested teaching sequence is the use of small group work (similar- or mixed-ability). This allows for effective differentiation in the classroom and ensures students are given the best opportunities for gaining deep understandings of maths concepts in an enjoyable classroom setting.

The multi-component structure of enVisionMATHS provides the resources to ensure group work is stimulating for all students. The animations and videos, Student Activity Books and differentiated worksheets can all be used in small-group work. The Activity Zone is especially designed to be used in such groups.

Activity Zone for Group Work



The suggested teaching sequence proposes that, in any lesson, teachers could work with students who need further instruction, such as error intervention or extension, while the rest of the class work in groups on differentiated learning centre activities from the Activity Zone. Students work on tasks that are appropriate to their level, recording their work in their Maths Thinking Skills Books.

enVision Minds Cards (Years 3 to 6)

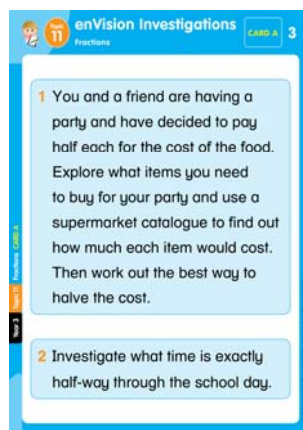
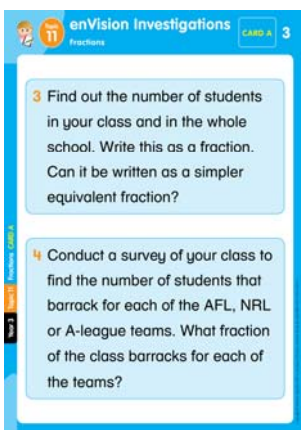
The front of each card outlines a mental maths strategy and provides examples and practice questions. The back of each card is a mental maths quiz. Students can take turns asking the quiz questions and recording their answers in their Maths Thinking Skills book.



enVision Investigations Cards

Each card contains several real-life investigations which students can work on individually or in groups. The investigations are progressively more challenging on each card.



Results, working out and/or reflections can be recorded in the Maths Thinking Skills Book.



enVision Games Cards

These games are related to topics and lessons and are designed to be played in pairs or groups. The back of each card is more challenging and can be used as an extension to the game on the front.


Students or groups can use their Maths Thinking Skills Books to record the strategies they used to play the games and to add any further ideas they might have for the game.



enVision Digital Cards

These cards are designed to be used with Tools4Maths and can be worked through in groups, independently or with teacher supervision.

Students can print their digital work and paste it on the green pages of the Maths Thinking Skills Book.



For further information, please read through the Implementation section in the Overview and Implementation Guide for any level of enVisionMATHS.