

# Online Classroom

Australian Geography Series

# Year 4

PACKAGE INCLUDES:

✓ Interactive online resource

PLUS

✓ Teachers Guide

✓ BLM Activity  
Sheets



**Important:**  
Register your  
Online Resource  
Details on page 8



**Title:**  
**Online Classroom:**  
Australian Geography Series  
– Year 4  
© 2017 Ready-Ed  
Publications  
Printed in Australia  
Based on *The Environment  
Sustains Life* by Lisa Craig  
from *The Australian History  
Series - Book 4* (Photocopy  
Masters).

### Acknowledgements

Ready-Ed Publications has endeavoured to attribute images and photographs where necessary. Please contact [info@readyed.com.au](mailto:info@readyed.com.au) to update copyright information regarding the material used.

- i. National Library of Australia
- ii. Wikimedia
- iii. Flickr
- iv. Illustrator: Alison Mutton
- v. istock.com

Front cover: Girl with tablet © [www.istockphoto.com/hocus-focus](http://www.istockphoto.com/hocus-focus)  
Page 6: Teacher with students looking at tablet © [www.istockphoto.com/dolgachov](http://www.istockphoto.com/dolgachov)  
Page 8: Teacher with computer © [www.istockphoto.com/BruceShippee](http://www.istockphoto.com/BruceShippee)

### Copyright Notice

The purchasing educational institution and its staff have the right to make copies of the whole or part of this book, beyond their rights under the Australian Copyright Act 1968 (the Act), provided that:

1. The number of copies does not exceed the number reasonably required by the educational institution to satisfy its teaching purposes;
2. Copies are made only by reprographic means (photocopying), not by electronic/digital means, and not stored or transmitted;
3. Copies are not sold or lent;
4. Every copy made clearly shows the footnote, 'Ready-Ed Publications'.

Any copying of this book by an educational institution or its staff outside of this blackline master licence may fall within the educational statutory licence under the Act.

The Act allows a maximum of one chapter or 10% of the pages of this book, whichever is the greater, to be reproduced and/or communicated by any educational institution for its educational purposes provided that

educational institution (or the body that administers it) has given a remuneration notice to Copyright Agency Limited (CAL) under the Act.

### For details of the CAL licence for educational institutions contact:

Copyright Agency Limited  
Level 19, 57 Liverpool Street  
Sydney NSW 2000  
Telephone: (02) 9394 7600  
Facsimile: (02) 9394 7601  
E-mail: [info@copyright.com.au](mailto:info@copyright.com.au)

### Reproduction and Communication by others

Except as otherwise permitted by this blackline master licence or under the Act (for example, any fair dealing for the purposes of study, research, criticism or review) no part of this book may be reproduced, stored in a retrieval system, communicated or transmitted in any form or by any means without prior written permission. All inquiries should be made to the publisher at the address below.



### Published by:

Ready-Ed Publications  
[www.readyed.net](http://www.readyed.net)  
[info@readyed.com.au](mailto:info@readyed.com.au)

**ISBN: 978 192 561 118 2**

# Introduction

## What Is Online Classroom?

Online Classroom has been created by Ready-Ed Publications for schools, teachers, home school educators and parents. Online Classroom means that students use interactive technology to learn skills and content prescribed by the Australian Curriculum. By learning online, students will be more engaged with the content and actively demonstrate the skills. Online Classroom can be used on a multitude of devices such as smart/whiteboards, tablets and laptops and is accessible 24/7. There are many different Online Classroom packages to choose from. Go to: **www.readyed.net** and click on **Online Classroom** to select a package that suits your needs.

## What Is Online Classroom: Australian Geography Series?

Online Classroom: Australian Geography Series consists of six digital packages which cater for primary aged children in Year 1 through to Year 6. Choose one or more of these digital resources to cater for the age group that you are teaching. Online Classroom: Australian Geography Series will change the way your students learn about our globe. Students learn through interactive content, engaging graphics, videos and sound.

Online Classroom: Australian Geography Series is a flexible resource. It can be used to:

- plan and present your Geography lessons;
- generate lively class discussions about where we live;
- set up group work;
- foster independent learning on individual devices;
- set online homework;
- set digital research tasks.

We hope that you enjoy your learning experience with Online Classroom: Australian Geography Series!

## Online Classroom: Australian Geography Series - Year 4 package includes:

### Interactive online resource

See page 8 for your login code that will provide you with access to Online Classroom: Australian Geography Series - Year 4.




### Teachers' guide

A step-by-step guide to using Online Classroom: Australian Geography - Year 4. This includes how to login and navigate.



### Activity sheets


Students can complete the activity sheets after viewing each section of Online Classroom: Australian Geography Series - Year 4. You can find the activity sheets online as well as in this BLM.



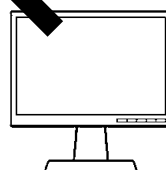
# VIEWING ONLINE CLASSROOM

Online Classroom can be used on a multitude of devices such as smart/whiteboards, tablets and laptops.

Research shows that students are much more engaged when they are presented with visually stimulating material and information that can be explored in a fun and interactive way. Touch buttons and video clips coupled with colourful and exciting visuals will complement traditional learning material.



You might choose to present Australian Geography Series - Year 4 on an electronic smart/whiteboard. This will create lots of lively discussion. Print out or photocopy relevant activity sheets and distribute to the class to consolidate learning. Activity sheets can be found inside this BLM or online.



Encourage independent learning on individual devices. Let students explore Online Classroom at their own pace. To do this share the link with your class ([www.online-classroom.com.au/agsyear4](http://www.online-classroom.com.au/agsyear4)) and write the login details (see page 8) up on the board for the students to see and use.

## TIP



Set digital homework using the activity sheets provided or create your own to consolidate understanding.

## REGISTERING YOUR PRODUCT & LOGGING IN

**To access your online resource you need to register your product by following the steps below.**

1. Go to **www.online-classroom.com.au** and type in your full name; school/organisation name; email address and your unique code below. If you are not associated with a school or organisation, you will need to retype your name in this field. Do not leave this field blank.

**code:** 611182

Click the **Register My Product** button.

2. Check your email inbox (including your junk mail). You will have received an email with your login details. Click or copy and paste the link emailed to you and it will take you to the online resource. You are ready to go!
3. Keep a handy reference of your login details by completing your school/organisation name and unique code on page 9. If you are not associated with a school or organisation, please type in your full name instead. Do not leave this field blank.

To avoid typing in your school/organisation name and unique code every time you login, follow the tip below.

If you forget your login details, please contact us at: [info@readyed.com.au](mailto:info@readyed.com.au)



### TIP



**After you have logged in for the first time, save the link in your browser by clicking the star icon in the browser address bar.**

# WELCOME TO THE HOME PAGE

## HOME

Once you have logged in, you will land on the HOME page. You will always have access to this page by clicking on the HOME tab button located on the top navigation bar.

## TOP NAVIGATION BAR

Use this menu to navigate through the resource. Year 4 has been divided into four curriculum-linked sections. See pages 11-13 for more information about these sections.



## TEACHER SECTION

Use this button at the bottom of the screen to navigate to the information for teachers. This is where you will find a PDF version of this book.

## GET STARTED..

For a quick start, click on **GET STARTED>>**. This button will take you to page 1 of the first topic in Section 1.

**Section 1: The Importance Of The Environment To Animals And People**  
**1st topic: Tropical Savannas**

# Overview Of Section 1

## The Importance Of The Environment To Animals And People

### Section 1: The Importance Of The Environment To Animals And People



#### Tropical Savannas



#### Managing Our Savannas



#### The Importance Of Environments To People



#### Indigenous Connection To Place



#### Coral Reefs



#### Sand Dunes

The first and second topics in this section focus on Australian savannas – where they are located; how they are affected by climate and human activity; and the people who live there. Industry in the tropical savannas is explored as well as the importance of looking after this region. Students will consider Indigenous People's relationship with the savannas.

The third topic is entitled *The Importance Of Environments To People*. Why people connect with places and find them special is a focus. Significant Australian places are identified and the reasons why we should preserve these places are examined.

The fourth topic in this section looks at Aboriginal People's connection to place. It considers their relationship with the land which is spiritual but also essential to their survival.

The final two topics identify two important habitats for animals and vegetation. The first environment is coral reefs and the second environment is sand dunes. What relies on these ecosystems and why it is important to protect these places from damage is investigated.

Concrete strategies to preserve these places are presented.

**On the final page of each topic, you will be directed to the activity sheets which correspond with the information just viewed.**

**Alternatively you can photocopy the activity pages from this BLM and distribute to your students to complete in class, at home or as part of extension work.**

**Every section ends on a suggested class discussion.**

Complete this activity sheet after viewing Section 1: Managing Our Savannas.

1. Why are Australia's tropical savannas an important resource? Record your answers under the different headings in the table below.

NATURAL	CULTURAL	ECONOMIC

2. Complete the True or False table about Australia's tropical savannas.

i. Tropical savannas have large biodiversity that needs protecting.	<input type="checkbox"/> True <input type="checkbox"/> False
ii. 30% of the Australian population live in the tropical savanna region.	<input type="checkbox"/> True <input type="checkbox"/> False
iii. There are no jobs in the Australian savanna region.	<input type="checkbox"/> True <input type="checkbox"/> False
iv. The Australian tropical savanna region is not regarded by the rest of the world as important.	<input type="checkbox"/> True <input type="checkbox"/> False

3. Why do you think that Indigenous Australians who live in the savanna regions should be consulted about savanna land management?

---



---



---



---

4. What is one way Indigenous Australians manage the savannas?

---




- ☐ Read about a special sand dune dweller – the rock parrot. Fill in the gaps below using the bolded words listed. Use each word once.

**seaweed   foraging   birdwatchers   sandy   perch   disturbing**

## THE ROCK PARROT

The plump little rock parrot lives in the (1) \_\_\_\_\_ coastal dunes in south and west Australia. It is rarely found more than a few hundred metres from the sea. The parrot loves to pick among the (2) \_\_\_\_\_ washed up on the beach for food, and nestle in the vegetation that grows on the dunes.



Unlike other Australian parrots, it does not (3) \_\_\_\_\_ in trees, but scurries along the ground. It has been found sheltering from bad weather under rocks. It also lives in small groups and not in large flocks.

Rock parrots can be seen (4) \_\_\_\_\_ for food around sand dunes in the early morning and again at dusk. Seeds, fruit and grasses make up their main diet.

(5) \_\_\_\_\_ think this parrot is a wonderful subject to capture on film because it is quite tame and doesn't fly off in alarm.

In South Australia, the number of rock parrots is decreasing. Housing and tourist developments near beaches are (6) \_\_\_\_\_ the bird's habitat. In Western Australia, rock parrot populations are not in danger.

Complete this activity sheet after viewing Section 2: Water Management.

1. In your own words, describe what a soak is.

---



---



---



---



2. Write down 5 steps that someone could follow to create a soak.

Step 1	
Step 2	
Step 3	
Step 4	
Step 5	

## Challenge

Why is it important that Aborigines and Torres Strait Islanders of Australia are consulted about the use of water in Australia today?

---




---



---




---



Complete this activity sheet after viewing Section 3: Waste.

1. Write down four interesting facts about waste from the online information.

<b>FACT 1</b>	<b>FACT 3</b>
<b>FACT 3</b>	<b>FACT 4</b>



2. Provide definitions of

**Reduce:** \_\_\_\_\_

\_\_\_\_\_

**Reuse:** \_\_\_\_\_

\_\_\_\_\_

**Recycle:** \_\_\_\_\_

\_\_\_\_\_

3. In the table write down examples of how you do each.

Reduce	Reuse	Recycle

Complete this activity sheet after viewing Section 4: South America.

1. List 2 interesting facts about the continent of South America.

**FACT 1****FACT 2**

2. Annotate the map of South America below showing the oceans and seas which surround the continent.



3. Colour and label 5 countries in South America on the map.