

ORIGO STEPPING STONES

CORE MATHEMATICS



SENIOR AUTHORS

James Burnett
Calvin Irons


CONTRIBUTING AUTHORS

Debi DePaul
Peter Stowasser
Allan Turton


PROGRAM EDITORS

James Burnett
Beth Lewis
Donna Richards
Stacey Lawson

1. a. Colour the pencil that is **longer**.



b. Colour the brush that is **shorter**.




2. Colour shapes red.

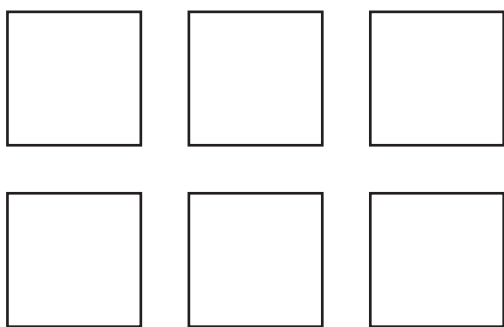
a. Colour **3** hearts.




b. Colour **4** circles.







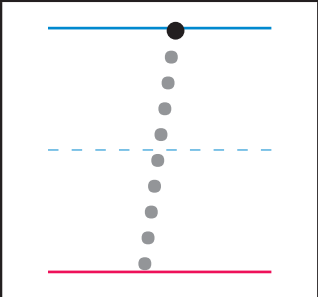
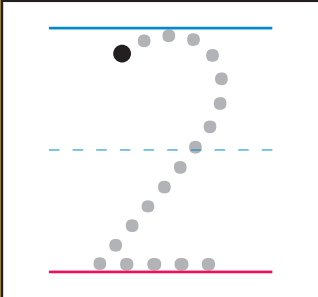
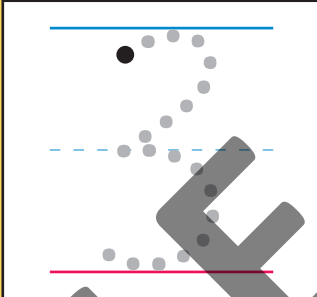
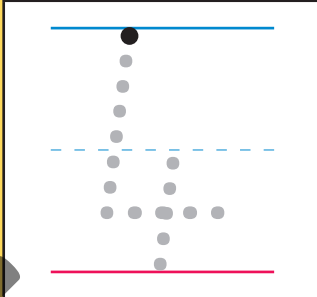
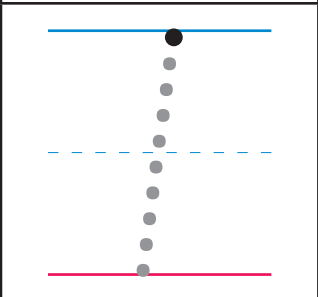
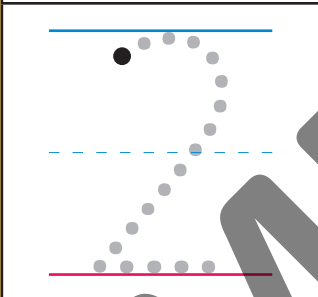

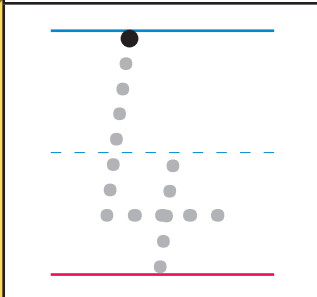
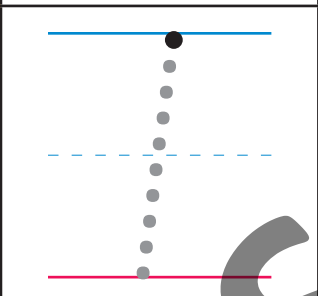
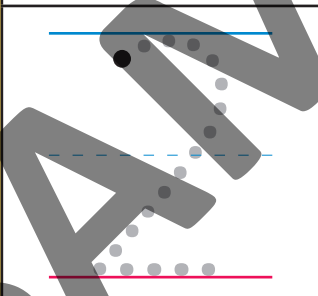
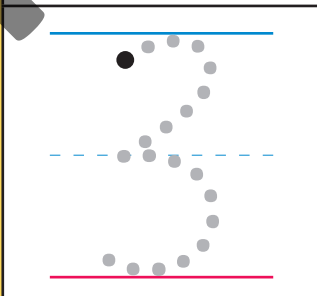
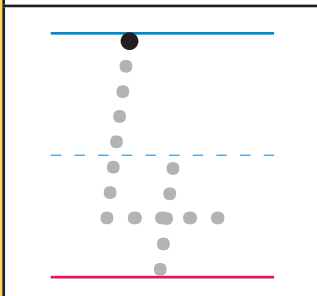
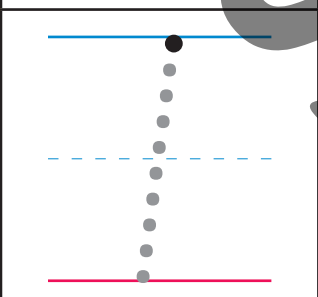
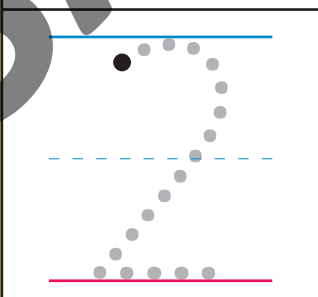
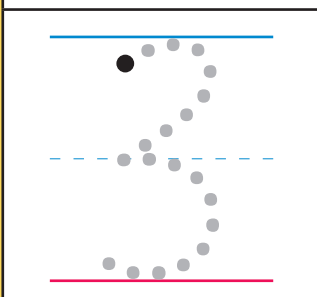
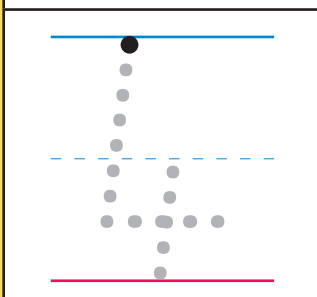
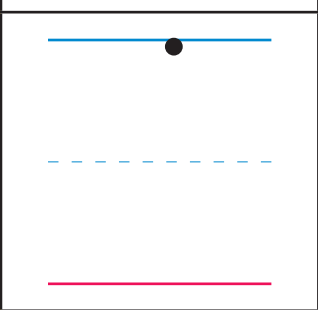
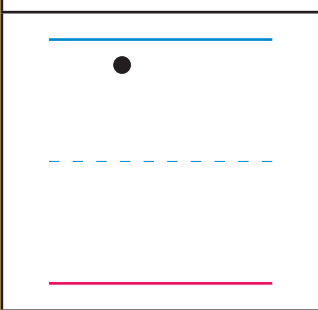
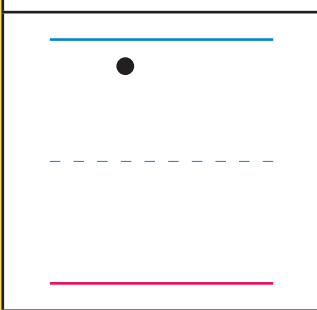
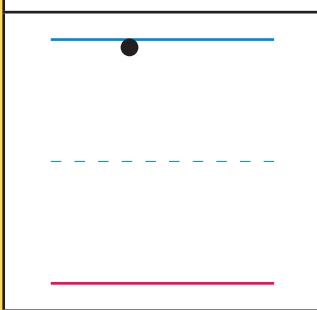
c. Colour **2** squares.





d. Colour **6** triangles.







For each of these, count the dots and write the matching numeral to complete the strip.

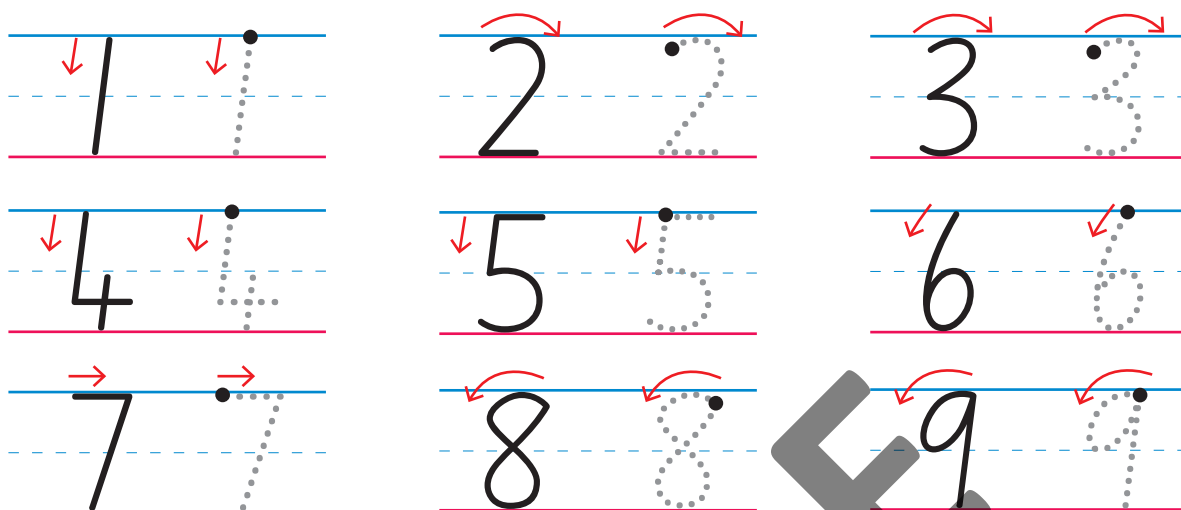
1. Draw **less** pictures and **more** pictures.

less		more
		
		


2. Count the flowers in each vase and write the number.



1. Trace the numerals.



2. Write the matching number beside each picture.




For each of these, count the dots and write the matching numeral to complete the strip.

1. Draw more to keep the pattern going.

a.



b.



c.



2. Loop a group of ten fingers. Write the number of tens and ones.

a.



tens ones

b.



tens ones

c.



tens ones

d.



tens ones

1. Draw a line to join each coin to the matching value.



1 dollar

ten cents

20 cents

two dollars

50 cents

five cents



2. Draw  to match each numeral. Remember to fill the ten-frame first.

a.

12

b.

17

c.

15

d.

13





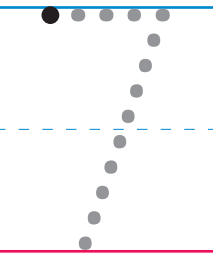
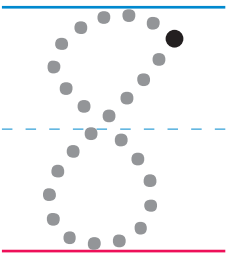
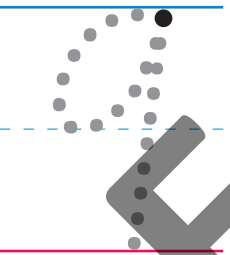

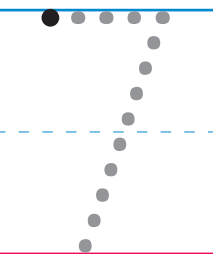
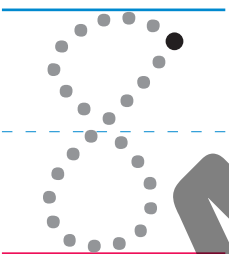
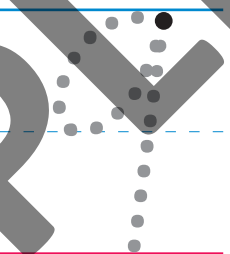

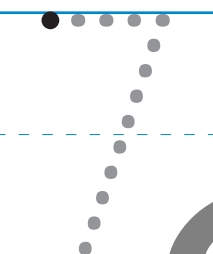
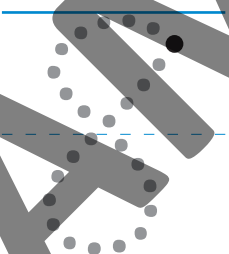


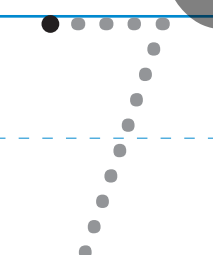
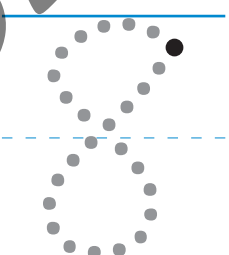



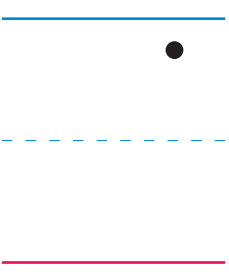

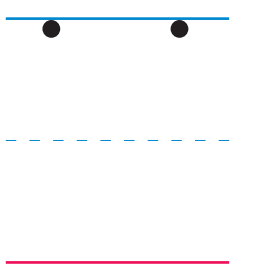
e.

19

f.


11

For each of these, count the dots and write the matching numeral to complete the strip.

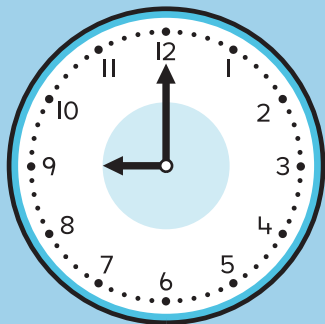
I. Write each time.

a.




o'clock

b.




o'clock

c.



o'clock

d.




o'clock

e.



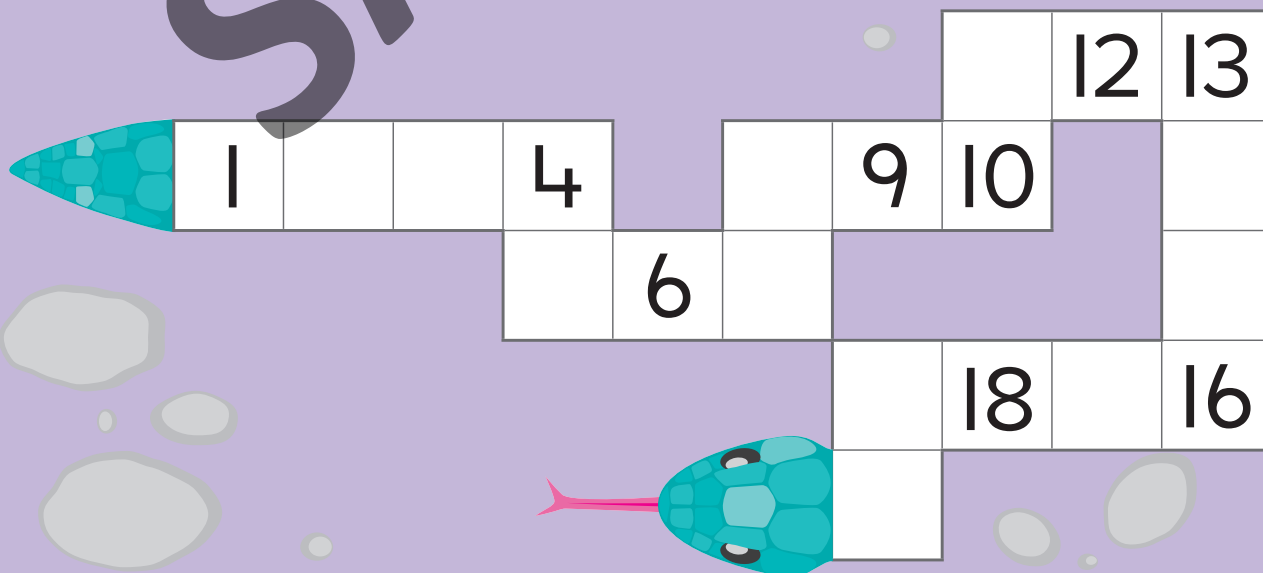
o'clock

f.



o'clock

2. Write the missing numbers.



1. Write these days in order.

Saturday

Friday

Tuesday

Monday

Sunday

Wednesday

Thursday

Monday

2. Count the letters in each word. Write the number.

a. pineapple

letters



b. plum

letters



c. apricot

letters



d. apple

letters



e. cherry

letters



f. strawberry

letters



3. Add the groups. Complete the number sentence.


a.



add

is

b.



add

is