

***For 5 - 8 Year Olds***

# ***Working With Words***

***Book 2***

Written by Kyanne Kachel & Toni McRae. © Ready-Ed Publications - 2001.  
Published by Ready-Ed Publications (2001) P.O. Box 276 Greenwood Perth W.A. 6024  
Email: [info@readyed.com.au](mailto:info@readyed.com.au) Website: [www.readyed.com.au](http://www.readyed.com.au)

**COPYRIGHT NOTICE**

Permission is granted for the purchaser to photocopy sufficient copies for non-commercial educational purposes. However, this permission is not transferable and applies only to the purchasing individual or institution.

**ISBN 1 86397 412 1**

# Introduction

The activities in the Working With Words series developed as a result of the necessity to teach sight words to early learners.

All activities provide opportunities for:

- ☐ reinforcement of sight words
- ☐ identification of words at sight
- ☐ repetition of sight words
- ☐ teaching the ability to discriminate between sight words
- ☐ practise of sight words
- ☐ consolidation of classroom teaching.

After the overwhelming success of “Sight Words Activities 1 and 2” we were inspired to develop the series and add to the list of sight words in those books. We have provided another 85 words with activities and revision sheets for the end of each list. However, these activities are slightly more difficult in some instances, as they have been designed with the expectation that the words in the first two books of Sight Words Activities have been taught.

Therefore, where possible those original words have been included in reading sections of the activities in these books to assist with revision and practice.

Although the activities were primarily designed for Early Learners, we have had increasing comments and compliments about how effective the books have been in Years 1 and 2, for children requiring extra help with revision and remediation due to learning difficulties. The activities are great for those children who learn visually, and they are perfect for children who require remediation as they are not required to write excessive amounts in completing their work. Many repetitive activities are provided, as well as the revision pages to consolidate the children’s learning.

We hope that this series of books will be as beneficial to you as was the first series.

*Kyanne Kachel*

*Toni McRae*

# Contents

Word List A .....	4
girl .....	5
boy .....	6
book.....	7
has.....	8
mum .....	9
dad .....	10
here .....	11
been .....	12
out.....	13
says .....	14
sister.....	15
brother .....	16
Revision .....	17 & 18
Word List B .....	19
skip .....	20
where .....	21
house .....	22
birthday .....	23
party .....	24
or .....	25
red .....	26
children .....	27
look .....	28
stop .....	29
baby .....	30
there .....	31
Revision .....	32 & 33
Extra Word List.....	34
no .....	35
love .....	36
friend.....	37
yes.....	38
am .....	39
Revision .....	40

# Working with Words Activities

## Book 2

### List A

girl  
boy  
book  
has  
mum  
dad  
here  
been  
out  
says  
sister  
brother

Revision

# girl

Circle the word girl hidden in the letters.


rbcgirlmbtgirtmcqgirlzacvp  
mlmglrigirlcbpqtchwagirlxcb  
girlgirlgirlgirlgirlgirlgirl  
bcdmgirlpacqurgirlxctmgirl

Trace the girl words and draw arrows from the words to the picture. Then colour the girl.



Name .....

boy



Trace the words.

boy

boy

boy

boy

boy

boy

Tick the boy words spelt correctly.

boy

byo

booy

boy

boy

buoy

boy

Trace the words below. Tick them if they rhyme with boy.

joy

Roy

soy

toy

Troy

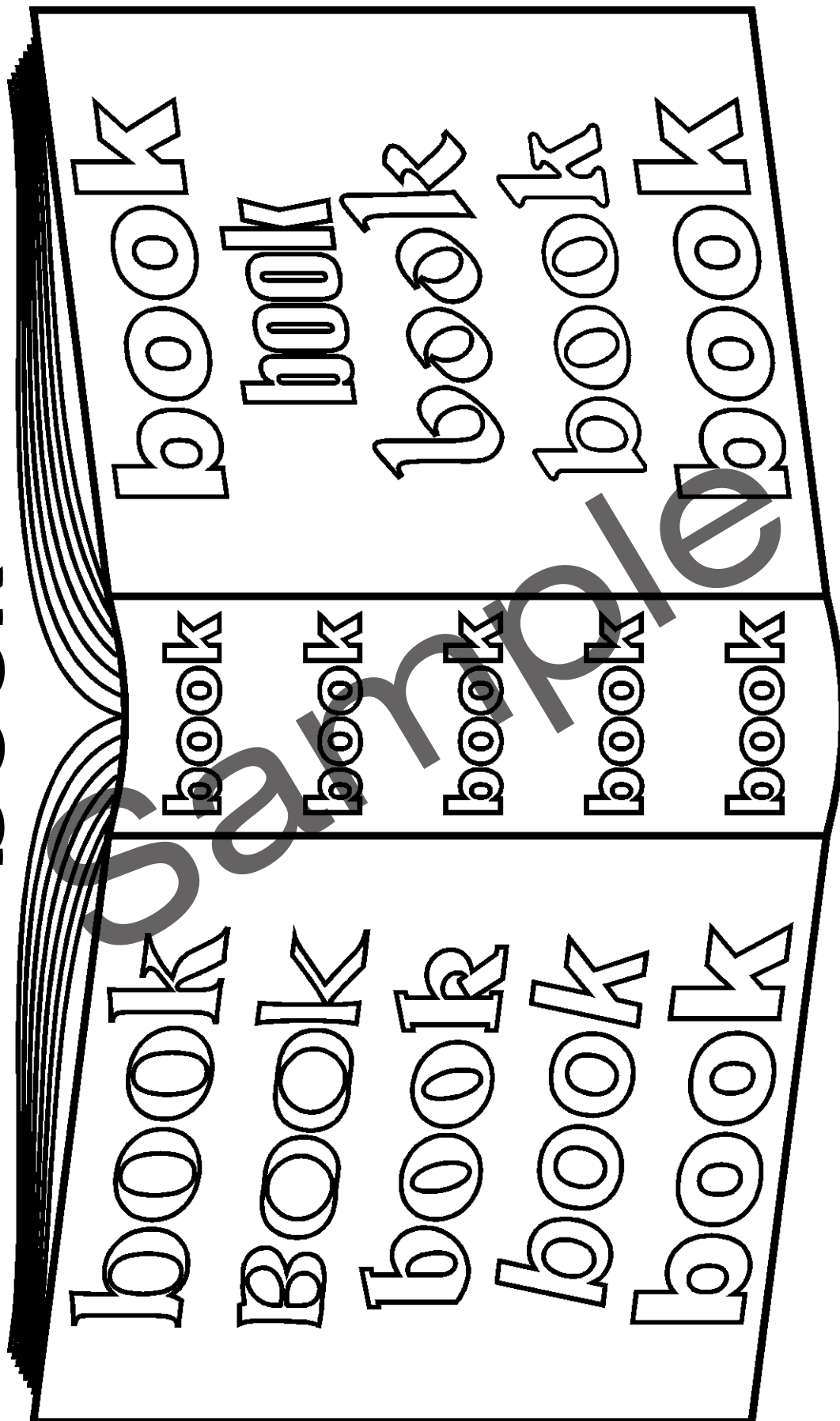
boy

Circle the boy words in the sentences.

The boy went to school with his mother.

I am a boy and I have a pet dog.

# book



Count how many times you can see the book word.

Decorate and colour each word differently.

# has

Colour the fish the dolphin has his eye on.  
Words must spell has when you trace them.




Colour me when I've  
eaten all the has  
fish.



**been**

Find four hidden words below the same as been.


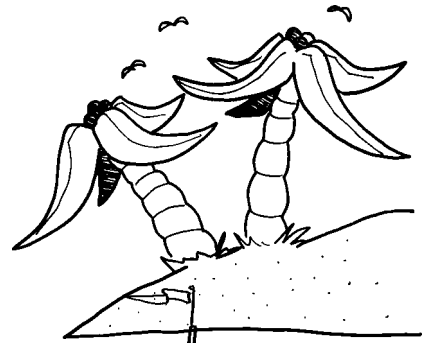


## Fill in the missing letters

een be en bee ee

$\frac{q}{n} \quad \frac{e}{n} \quad \frac{q}{n}$

# where




Where are the pirate's ships?

Write the word where on each ship, then colour the picture.

# children

Count how many children you can see in the picture.  
 Colour the picture and the children.

There are  children.



Circle all the words in the picture that say children.

How many words are there?  words