

Book 2: For Years 4 - 6

Spell It Right!

Spelling extension and activity
pages for both class and
homework use.

Written by Greg Mitchell. Illustrated by Mal McGill. © Ready-Ed Publications - 2001

Published by Ready-Ed Publications (2001) P.O. Box 276 Greenwood WA 6024

Email: info@readyed.com.au Website: www.readyed.com.au

COPYRIGHT NOTICE

Permission is granted for the purchaser to photocopy sufficient copies for non-commercial educational purposes. However this permission is not transferable and applies only to the purchasing individual or institution.

ISBN 1 86397 417 2

Teachers' Notes

SPELL IT RIGHT! 2 is a bright, simple set of activities based on the idea that words cluster together around meaning groups or themes. When we talk about a subject, for example weather, it is likely that we will use words that are related to the weather theme.

SPELL IT RIGHT! 2 uses simple lists of ten words on 40 varied themes. These words were selected with the help of children of the ages that the books are aimed at.

The activities are fun, but have an underlying language core. They are seen as being ideal for both class use or as assigned homework exercises.

The **SPELL IT RIGHT!** series is not presented as a complete spelling system, but rather a purposeful extra ... an extra children will love to use.

The worksheets can be added to by extending the list using children's own words or by extending graphophonic groups which may arise.

Three consistent parts which arise in the worksheets are those under the heading, Question 1: "Put each word into a sentence"; "Build more words from each word in the list" and "Rewrite the spelling list in alphabetical order."

The activities in this section should be done in work pads or exercise books. However, a template, that can be photocopied onto the back of worksheets to provide guidelines for children, is provided on the last page of this book. Alternatively, Question 1 can be done orally, depending on your requirements.

Contents

<u>Theme</u>	<u>Page</u>
Day words	4
Light words	5
Weather words	6
Garden words	7
Pretty words	8
Happy words	9
Music words	10
House words	11
Reptile words	12
Circus words	13
Zoo words	14
Dangerous words	15
Athletic words	16
Prize words	17
Number words	18
Price words	19
Pirate words	20
Clothing words	21
Scary words	22
First Aid words	23
Speaking words	24
Communication words	25
Computer words	26
Joke words	27
Book words	28
Direction words	29
Finish words	30
Aeroplane words	31
Space words	32
Travel words	33
Coast words	34
Road words	35
Walking words	36
Shoe words	37
Strong words	38
Boss words	39
Weak words	40
Bike words	41
Easter words	42
Christmas words	43
Guidelines template	44

WEATHERwords

*rain shine cloud temperature cold
hot warm wind thermometer front*

Name



- Put each list word into a sentence.
- What is your favourite type of weather?

.....

- Write your own weather forecast by filling in the gaps.

Today will be
There will be rain
..... and the wind will
be The temperature
will be about so it
will be a great day for

Sample

- Draw yourself as the TV weather person.



- Write down three ways you can find out the weather forecast.

a) b) c)

- Write down what you'd be doing, wearing and eating if the temperature was ...

	DOING	WEARING	EATING
40°C			
20°C			
0°C			

- Find the words with 'ea' - as in weather - in them.

.....

- What does the 'C' mean in 20°C?

.....

HAPPY words

smile pleased grin cheerful happy
giggle laugh smirk joke satisfied

Name

1. Rewrite the spelling list in alphabetical order.

2. Write down three things that would make you happy.

a)

b)

c)

3. Write a word starting with each letter. Match the number of letters in the word to the numbers on the side. (Three words are done for you.)

	j	o	k	e
3	job	o	k	e
4	jump	o	k	e
5	j	o	k	eagle

4. Draw the difference between a smile, a grin and a laugh on the faces below.



smile



grin



laugh

5. Answer YES or NO.

a) I am happy when I am eating nice food

b) I am happy when I watch football

c) I am happy when I get everything right

d) I am happy when I read a good book

e) I am happy when my team loses

6. How many times can you find "happy" in this word search?

G	R	H	V	M	P	H	A	P	P	Y
R	H	A	P	P	Y	A	H	A	P	H
V	M	P	H	A	P	P	Y	I	G	A
H	A	P	P	Y	G	R	M	R	R	P
Y	P	Y	M	U	R	Y	P	U	U	P
H	A	P	P	Y	H	A	P	P	Y	Y

7. What three things would make your parents happy?

CIRCUSwords


*circus acrobat juggle tightrope
clown stilts animals balance act*

Name

1. Rewrite the spelling list in alphabetical order.

2. Dress this person to be a clown.
Follow these directions.

Give the clown a green pointy hat and orange hair. Put crosses on its eyes. Give it a big red nose and a big red mouth. Draw five big blue buttons down the front. Put purple ruffles around its neck, wrists and ankles. Colour its suit yellow and its boots green.



3. Use the clues to find the circus acts.

- a) Has a jug when you throw lots of balls in the air.
- b) Has a bat when you are a tumbler and twister.
- c) Tilts when you put them on your legs to make you taller.
- d) An on that is a dangerous animal to tame.
- e) Has a low in it but makes you laugh.

4. Which of the following would you like to be able to do? Underline the ones you like.

acrobat lion tamer ring master
trapeze artist juggler clown
horse rider elephant handler

Which one would you like to do most of all?

Why?

5. Write down six words that have 'c' as in circus in them.

.....
.....

6. Describe what a trapeze artist does.

.....
.....

7. Complete the poster.

Come and see the great

.....
(your name)

the

.....
(your act)

Greatest in the world at

.....

JOKEwords

*knock joke giggle laugh trick
prank gag riddle comic cartoon*

Name

1. Build one more word from each word in the list.

2. Write three different versions of this joke.

Why did the chicken cross the road?

a)

b)

c)

3. Correct the spelling in this joke.

Konk konk

Who's there?

Somwon hoo carnt spel.

4. Name a cartoon or a comic strip you think is funny.

.....

5. Fill in the speech bubbles.



6. Write your best joke down here.

.....

.....

7. Write down ten double letter words like giggle and riddle.

.....

.....



DIRECTION words

left right direction up down
north south east west near far

Name

1. Rewrite the spelling list in alphabetical order.

2. Label these 'left' and 'right'.




3. If, on a map, north is top of the page and south is bottom of the page,

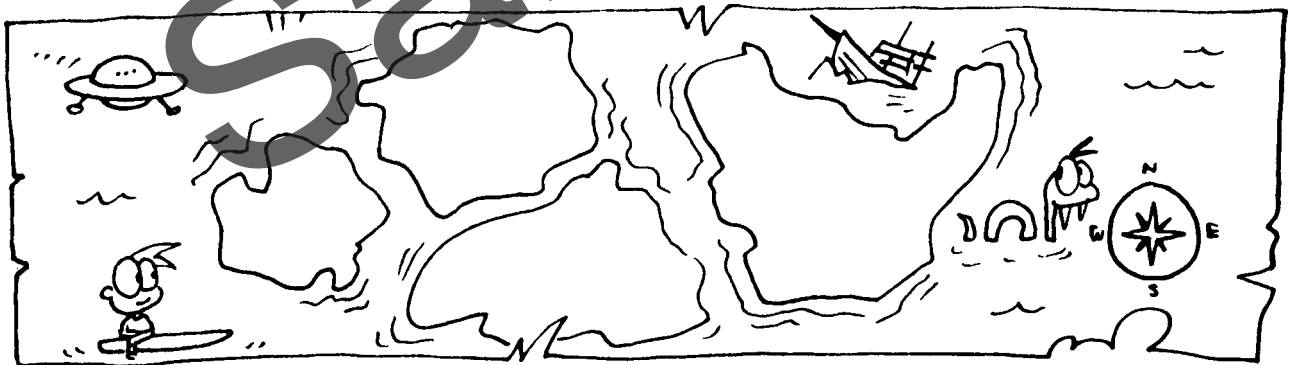
what is the picture north of this question?

what is the picture south of this question?

4. Label this compass with the directions as they normally appear on a map.



5. Give the islands in this map your own names.



a) The shipwrecked boat is north of Island.

b) The surfboard rider is west of Island.

c) The sea monster is east of Island.

d) The aliens have landed west of Island.

e) Island is north of Island.

6. What direction is your teacher's desk from you?

7. What direction are you from your closest capital city?

8. On the back of this page write 15 words with 'st' as in east and west.