

SMART START

(LIFE SKILLS FOR EARLY LEARNERS)

By Mary Serenc

Illustrated by Terry Allen. © Ready-Ed Publications - (Revised 2012)
Published by Ready-Ed Publications (2001) P.O. Box 276 Greenwood W.A. 6024
Email: info@readyed.com.au Website: www.readyed.net

COPYRIGHT NOTICE

Permission is granted for the purchaser to photocopy sufficient copies for non-commercial educational purposes. However, this permission is not transferable and applies only to the purchasing individual or institution.

ISBN 978 1 86397 441 7

Contents

Related Curriculum Strands and Learning Outcomes	4
Topic 1: Theme: Litter disposal - Be a smart critter ...	5
Activity Sheet: Rubbish Disposal	7
Poster	8
Topic 2: Theme: Feelings - Say sorry when you hurt someone!	9
Poster	10
Topic 3: Theme: Balanced diet - Chomp, Munch, Crunch ...	11
Activity Sheet: Eating at School	12
Topic 4: Theme: Listening skills - You have two ears. Listen!	13
Activity Sheet: Listen Here!	14
Topic 5: Theme: Art/Craft: non-verbal signals - Make a smile ...	15
Rhyme and Poster	16
The Smiley Face Song	17
Topic 6: Theme: Caring and sharing - Make room for others ...	18
Activity Sheet: Playing and Sharing	19
Topic 7: Theme: Importance of friendships - Be a mate ...	20
Activity Sheet: Friends	21
Poster	22
Topic 8: Theme: Enhancing relationships - Be the first to say hello!	23
Poster	24
Topic 9: Theme: Being organised - Neat and Tidy ...	25
Activity Sheet: Health and Safety Rules in the Classroom	26
Activity Sheet: Health and Safety Rules in the Playground	27
Topic 10: Theme: Manners - It's always right ...	28
Activity Sheet: Manners	29
Poster	30
Topic 11: Theme: Dealing with anger - Had a bumpy kind of day?	31
Activity Sheet: If You Are Angry	32
Poster	33
Topic 12: Theme: Group co-operation - Hop, two, three, four ...	34
Activity Sheet: Groups	35
Activity Sheet: Working Together	36
Poster	37
Topic 13: Theme: Body movement - Move, move, move your body ...	38
Poster	39
Topic 14: Theme: Physical activity - Switch off the telly, Switch on to sport!	40
Activity Sheet: Physical Activity Diary	41
Activity Sheet: Graph - Switch Off the Telly, Switch On to Sport	42
Poster	43
Topic 15: Theme: Achieving - Give it a go ...	44
Activity Sheet: What Can You Do?	45
Poster	46
Topic 16: Theme: Accepted rules: Taking turns - Please learn ...	47
Activity Sheet: Wait Your Turn ...	48
Topic 17: Theme: Bullying - Bullies punch ...	49
Activity Sheet: Bullying	50
Poster	51
Topic 18: Theme: Doing your best - Be the best you can be ...	52
Activity Sheet: My Achievements	53
Poster	54
Topic 19: Theme: Self esteem - Look in the mirror ...	55
Activity Sheet: The Me I Like	56
Poster	57
Topic 20: Theme: Family relationships - Let's do the family thing ...	58
Activity Sheet: Fish 'n' Chores	59
Activity Sheet: Families	60

Be a smart critter. Pick up your litter!

Topic 1

Teacher Notes and Activities

1. Word Association activity - Write up the following lists:

- pizza box, tin can, emu, milk carton;
- lake, old tyre, soft drink bottle, newspaper;
- plastic bag, tree, paper cup, chip packet.

☐ **Questions:**

Which item does not belong in each line?

Why do the other items belong together?

What would happen if we dropped litter everywhere?

☐ **Generalisations:**

There are many forms of litter.

Litter makes a place look dirty or untidy.

Litter can be dangerous, e.g. broken glass.

It is important to keep our world safe, healthy and tidy.

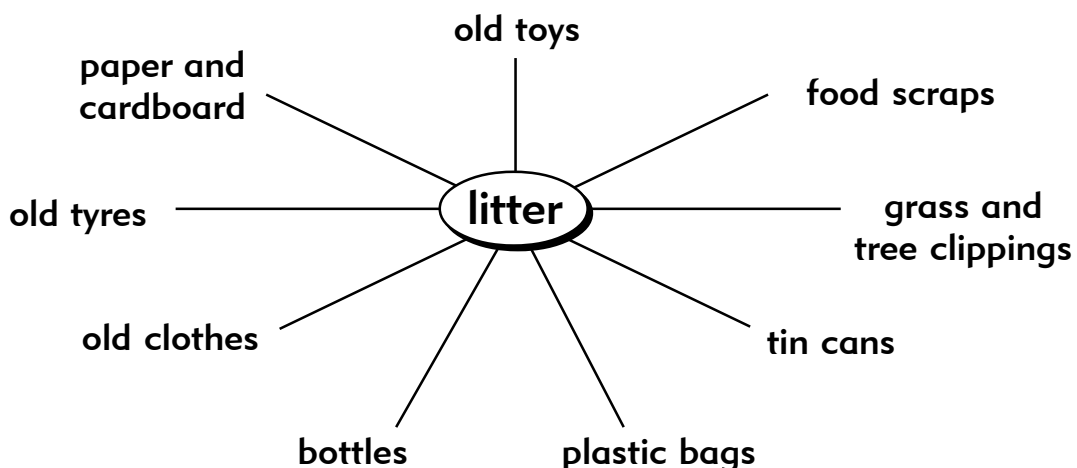
Our natural surroundings include animals, plants, lakes, rivers, mountains, etc.

To take care of and enjoy our natural surroundings or environment, we need to dispose of litter thoughtfully.

2. Web Activity (use scrap paper or blackboard)

Discuss and list different types of litter.

Discuss safe disposal and/or recycling.




3. Emu Parade

Organise a class emu parade to tidy the school grounds. Once back in class, discuss and list types of litter found. Pose question "What can we do to make our school a tidier place?" Brainstorm ideas in groups and list ideas. Put some into practice, e.g.

- ☐ Make up posters with slogans "Do the right thing ... use the bin!", "Litter-free zone!", "Don't be a litterbug!"
- ☐ Paint litter bins in bright attractive colours.
- ☐ Allocate each class a specific area to keep tidy.
- ☐ Organise a litter patrol to hand out stickers to children doing the right thing.

Rubbish Disposal

- ☐ Colour in the pictures that show the correct way to dispose of rubbish.



Be a smart critter.
Pick up your litter!

Topic 1



Be a mate ... Friends are great!

Topic 7

Teacher Notes and Activities

1. Discussion

Discuss and list games children like to play with their friends at lunchtime. Children can later refer to the list to try a new game.

2. Brainstorm

Brainstorm the qualities of a friend.

For example:

- Friends are nice to each other.
- Friends care.
- Friends help me.
- Friends share things.
- Friends listen.
- Friends don't get you into trouble.
- Friends tell jokes and make you laugh.
- Friends play together and have fun.

- ☐ Write these on card shapes, e.g. balloons, stars, diamonds, and display them in the classroom.
- ☐ Make a 'Friends' Corner'.
- ☐ Bring in photos of you and a friend.
- ☐ Ask children to write a card or letter to a friend.

3. Discussion Topic

"There is a new child in our class. What can you do to make him/her feel welcome? How can you become friends with him/her? How would you like to be treated?"

4. Partner Activities

Write all children's names on slips of paper. Draw out pairs of names for a variety of partner activities such as:

- Find 5 pictures of animals and glue to make a poster.
- Draw a picture together.
- Do a jigsaw puzzle together.
- Trace around one partner's body on a large sheet. Draw and colour in fancy clothes, e.g. The Phantom, a cowboy, Cinderella, etc.
- Write a book together called "My Favourite Things". E.g. My favourite colour, number, game, food, TV show, movie, pet, car, etc.

4. Rhyme

Friends

*Friends share,
Friends care,
Real friends are always there.
Through thick and thin,
From outside in,
To pick you up
And help you win.*

Mary Serenc


Name:

Friends

☐ Draw a picture of your friends.

☐ Show how you feel about your friend when ...


you quarrel




your friend gets hurt



you help each other



you do things together



In the little boxes on the pictures above draw faces like these to match how you feel.

