

For Years 1-3

# Phonic Fun Series

# Book 1



**\* Activities for early readers, to introduce, consolidate, reinforce and revise phonic sounds.**

Written by Judy Gabrovec. Illustrated by Melinda Parker.  
© Ready-Ed Publications - 2002

This edition published by Ready-Ed Publications (2006)  
P.O. Box 276 Greenwood Western Australia 6024  
Email: [info@readyed.com.au](mailto:info@readyed.com.au) Website: [www.readyed.com.au](http://www.readyed.com.au)

#### **COPYRIGHT NOTICE**

Permission is granted for the purchaser to photocopy sufficient copies for non-commercial educational purposes. However, this permission is not transferable and applies only to the purchasing individual or institution.

**ISBN 1 86397 294 3**

# Teachers' Notes

**PHONIC FUN 1** is the first book in a series of three books designed to teach phonics to the young reader. Each book contains a variety of activities to introduce, practise, reinforce and revise all the phonic sounds covered in the book. The activities include:

Read the Words	Word Bingo
Fill in the Sound	What Am I?
Read and Draw	Interpreting Text
Crossword Puzzles	Interpreting Pictures
Picture Crossword Puzzles	Yes or No
Word Sleuths	Identifying Words
Fill in the Word	Written Clues
Text to Picture Match	Picture Clues
Rebus Writing Puzzles	Reading Text

Each book in the series covers a different set of phonic sounds or blends.

Book 1	ow (cow), ea, ee, oo, ai, ou, or, ir, ar, ay, oa, sh, st, ck, ch
Book 2	ew, aw, ur, ow (crow), oy, a-e, i-e, o-e, u-e, oi, er, qu, wh, u, th, bl, cl, fl, gl, pl, br, cr, dr, fr, tr, gr, tw, sw, sk, ff, ss
Book 3	wa, oo, y(funny), air, ear, all, str, squ, spl, tch, dge, thr, scr, spr, kn, y, ong, ang, ung, ing, le, igh, wr, silent b, ph, ought, aught, gn, ie, our, oar

This book has at least two pages of activities for each sound and some sounds have more. Word Bingo, Practise Your Reading sentences and a Test Page have been included at the end of the books. These can be used for consolidation of the work covered in the book or for evaluation of the children's progress.

## How to play Word Bingo

Included at the back of the book are some Word Bingo Game Cards and Word Bingo Lists (p. 51-53) to provide the children with a enjoyable activity to practise reading the words that they learnt throughout the book. This game is ideal for small groups of children that require extra practice and motivation in reading. The Word Bingo Game Cards can be enlarged before being photocopied and laminated for protection. Each child is given a card and using buttons or counters, covers each word as it is read out from the Word Bingo List by the teacher or group leader. The child that completely covers their card first is the winner. To ensure that a different Bingo Game Card wins each game, the group leader or teacher can begin reading from a different list or begin reading the words part of the way through a list.

# Contents

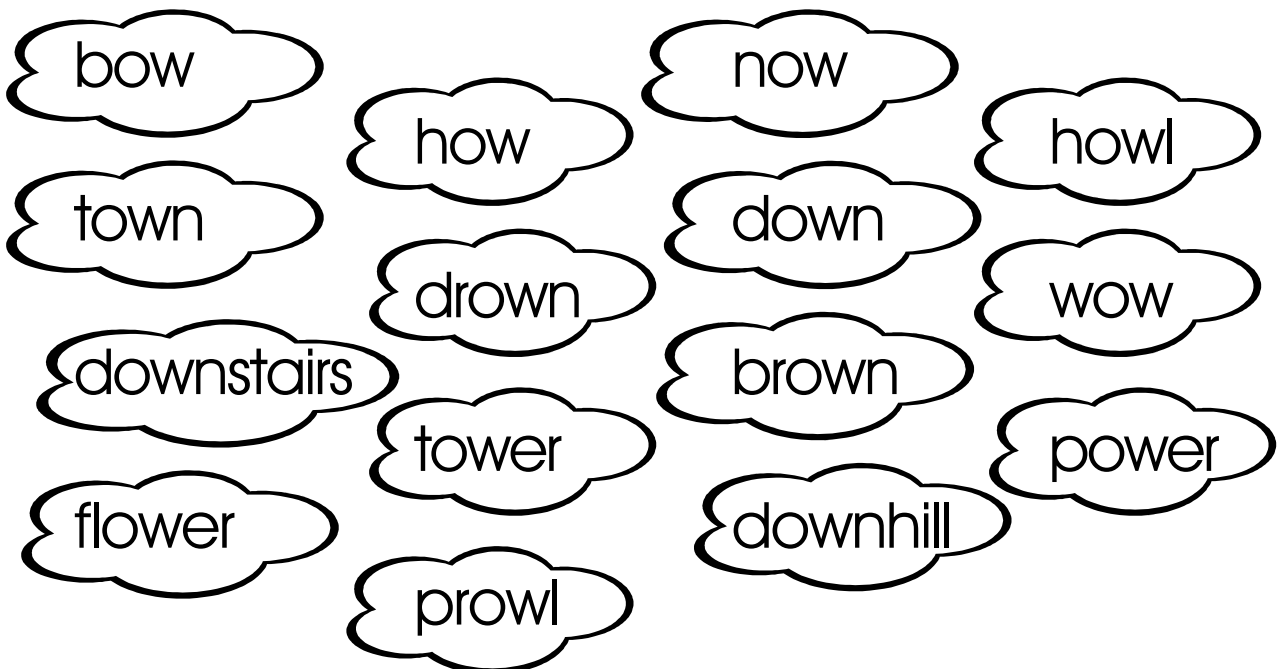
<b>Page number</b>	<b>Phonic Sound</b>
Page 4-6	ow (cow)
Page 7-9	ea (leaf)
Page 10-12	ee (tree)
Page 13-15	oo (moon)
Page 16-19	ai (rain)
Page 20-22	ou (house)
Page 23-25	or (fork)
Page 26-28	ir (girl)
Page 29-31	ar (car)
Page 32-34	ay (tray)
Page 35-38	oa (boat)
Page 39-41	sh (shop)
Page 42-44	st (stay)
Page 45-47	ck (chick)
Page 48-50	ch (chop)
Page 51	Word Bingo Lists
Page 52-53	Word Bingo Game Cards
Page 54-55	Practise Your Reading
Page 56	Test Page


# OW

Read and draw.

- a brown cow
- a boy frowning
- a small owl
- a red towel
- a funny clown
- a shower

Read the words. Underline the 'ow' sound.





Phonic Sound: ow (cow)

What is this?

a .....

Add 'ow' to the letters below to make a list of words.

h .....

br ..... n

fr ..... n


n .....

t ..... el

cl ..... n

cr ..... n

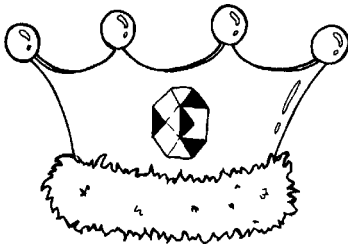
c .....



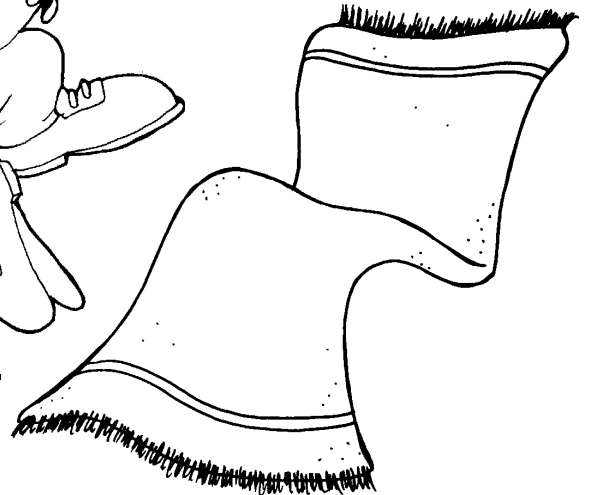
Write the correct word under the pictures.  
Colour.



.....



.....



.....

.....


Put the right word from the list into the sentences.

Use the back of the page to draw a picture.

1. My shoes are .....

2. The king wears a .....

3. The ..... has a big red nose.



What is this?

an .....

Find the words in the puzzle with the 'ow' sound.

town

now


owl

howl

cow

t	o	w	n	p
o	w	s	o	j
w	l	r	w	k
n	h	o	w	l
c	o	w	m	z

Write the correct 'ow' word under the picture.



Read and draw on the back of the sheet.

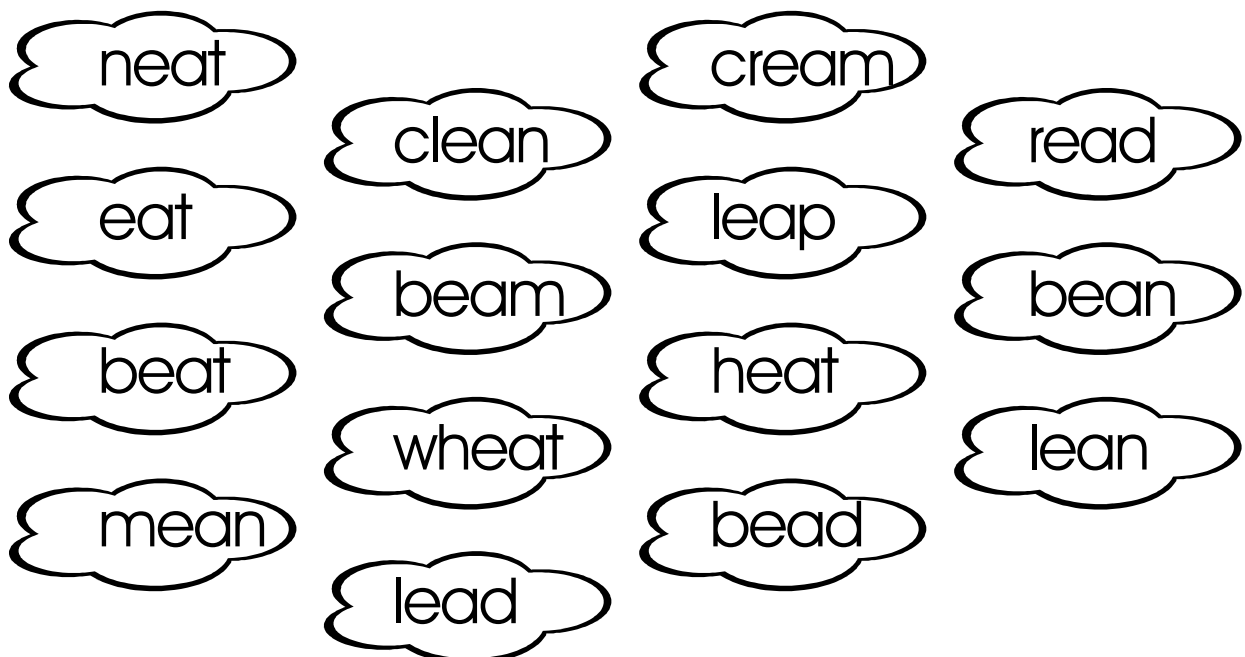
A clown with a frown wearing a brown crown.


**ea**

Read and draw.

- a red seat
- a seal swimming
- the blue sea
- some meat
- a team
- some green peas

Read the words. Underline the 'ea' sound.






What is this?

a .....

Add 'ea' to the letters below to make a list of words.

n ..... t s ..... l  
cl ..... n s .....  
p ..... s ..... t  
r ..... d ..... t  
t ..... m st..... l



Write the words from above that fit the clues.

1. very tidy .....
2. not dirty .....
3. chair .....
4. sea animal .....
5. ocean .....

Read and draw.

1. A seal swimming in the blue sea.

2. A boy eating peas for tea.