


Adults can encourage Creativity, Language, Socialisation and Singing




Provide googly eyes and laminated leaves. Encourage the children to make caterpillars and snails for them to go on.



Use a laminated leaf as a template. Place over rolled out dough. Cut around the leaf with a plastic knife and make caterpillars or worms.



Provide children with real leaves. They can make caterpillars, snails and worms to put on them.



Place a real leaf on top of the dough. Use the rolling pin and roll over the top to give an impression. Make minibeasts for the leaf.




Provide children with artificial leaves and flowers. Children can make caterpillars, worms and snails to go on them.




Roll a ball and use the dough like a florists' "oasis". Poke in fresh or artificial flowers and foliage to add dimension to the play.

Adults can encourage Creativity, Language, Socialisation and Singing



Roll a ball. Use the pincer grip to make a basket. Use pipe cleaners as handles. Children can roll eggs to go in the basket.



Roll a ball. Use the pincer grip to make a basket. Provide children with plastic fruit, or they can make their own, to go in the basket.



Roll a ball. Pinch out a pot shape and turn it into a pet basket. Provide small plastic animals such as cats and dogs to go in it.



Roll a ball. Pinch out a pot shape and turn it into a pond. Provide small plastic ducks, frogs or fish to go in it.



Roll a ball. Pinch out a pot shape and create a cradle. Provide small plastic babies or dolls to go in it.



Make baskets to sort the plastic items into sets. Use pipe cleaners for handles.